

C-6584-7  
06/30/2015



## **CITY OF GLENDALE, ARIZONA**

### **DEVELOPMENT IMPACT FEE UNAUDITED STATEMENT OF REVENUES, EXPENDITURES AND CHANGES IN FUND BALANCE As of June 30, 2015**

### **ACCOUNTING FOR THE COLLECTION AND USE OF DEVELOPMENT IMPACT FEES ANNUAL REPORT**



# **Table of Contents**

<b>Development Impact Fee Schedule</b>	<b>1</b>
<b>Unaudited Statement of Revenue, Expenditures, and Change in Fund Balance</b>	
<b>Development Impact Fee Account Summary – Government Funds</b>	<b>3</b>
<b>Detailed Development Impact Fee Expenditure Report – Government Funds</b>	<b>6</b>
<b>Development Impact Fee Account Summary – Enterprise Funds</b>	<b>7</b>
<b>Detailed Development Impact Fee Expenditure Report – Enterprise Funds</b>	<b>8</b>
<b>City of Glendale Map</b>	<b>Appendix A</b>

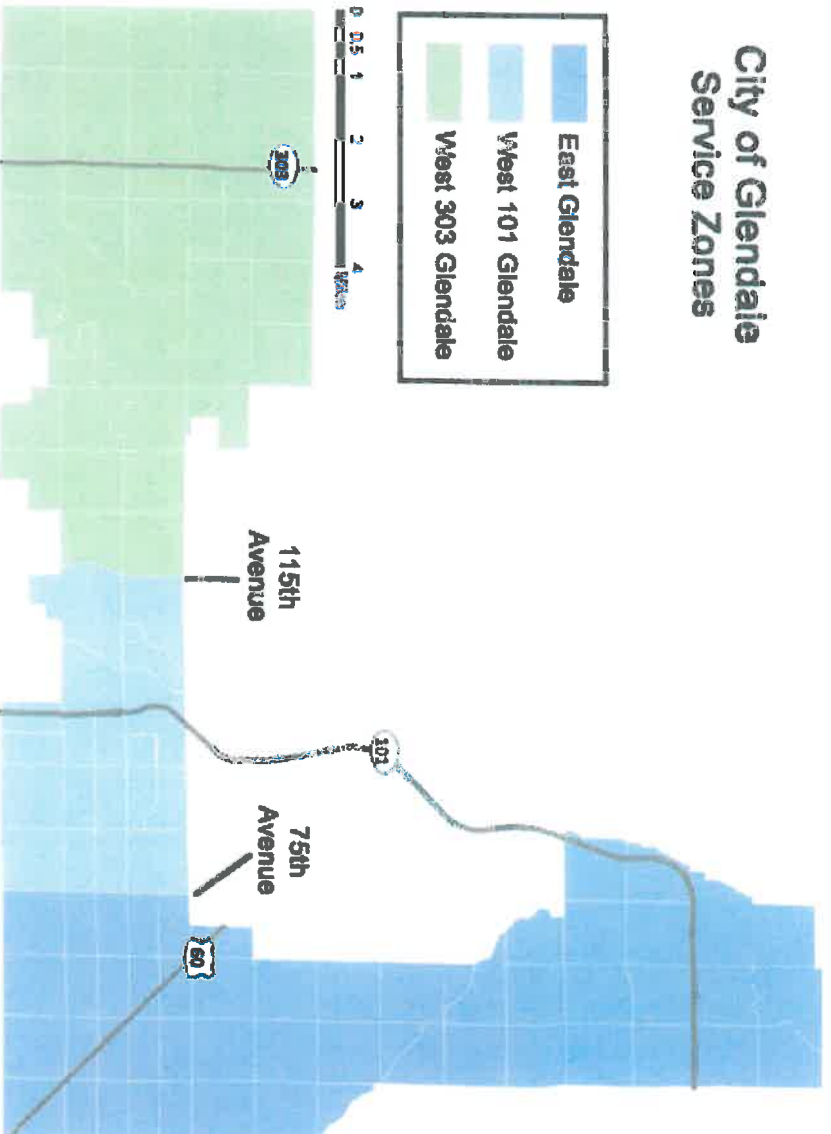
**TABLE 1: SCHEDULE OF COMMUNITY DEVELOPMENT IMPACT FEES**

NON-UTILITY FEES FOR RESIDENTIAL DEVELOPMENT						
Residential - per Dwelling Unit in East Glendale						
Type	Parks and Recreation	Streets	Police	Fire	Total	
Single Unit	\$909	\$1,551	\$339	\$1,146	\$3,945	
2+ Units per Structure	\$517	\$865	\$193	\$652	\$2,227	
Residential - per Dwelling Unit in West 101 Glendale						
Type	Parks and Recreation	Streets	Police	Fire	Total	
Single Unit	\$909	\$3,522	\$339	\$1,146	\$5,916	
2+ Units per Structure	\$517	\$1,963	\$193	\$652	\$3,325	
NON-UTILITY FEES FOR NON-RESIDENTIAL DEVELOPMENT						
Non-Residential - per Thousand Square Feet of Floor Area in East Glendale						
Type	Parks and Recreation	Streets	Police	Fire	Total	
Industrial	\$23	\$308	\$12	\$129	\$472	
Commercial	\$43	\$2,210	\$99	\$239	\$2,591	
Institutional	\$30	\$883	\$36	\$166	\$1,115	
Office & Other Services	\$101	\$957	\$39	\$563	\$1,660	
Non-Residential - per Thousand Square Feet of Floor Area in West 101 Glendale						
Type	Parks and Recreation	Streets	Police	Fire	Total	
Industrial	\$23	\$701	\$12	\$129	\$865	
Commercial	\$43	\$5,017	\$99	\$239	\$5,398	
Institutional	\$30	\$2,005	\$36	\$166	\$2,237	
Office & Other Services	\$101	\$2,172	\$39	\$563	\$2,875	
Non-Residential - per Thousand Square Feet of Floor Area in West 303 Glendale						
Type	Parks and Recreation	Streets	Police	Fire	Total	
Industrial	\$0	\$1,154	\$12	\$129	\$1,295	
Commercial	\$0	\$8,260	\$99	\$239	\$8,598	
Institutional	\$0	\$3,301	\$36	\$166	\$3,503	
Office & Other Services	\$0	\$3,575	\$39	\$563	\$4,177	

**TABLE 1: SCHEDULE OF COMMUNITY DEVELOPMENT IMPACT FEES**  
(Continued)

Utility Fees for all Development Types (per meter) in East Glendale and West 101 Glendale			
Meter Size	Water	Wastewater	Total
0.75	\$2,761	\$1,944	\$4,705
1.00	\$4,607	\$3,243	\$7,850
1.50	\$9,183	\$6,462	\$15,645
2.00	\$14,695	\$10,341	\$25,036
3.00	\$29,413	\$20,696	\$50,109
4.00	\$45,950	\$32,331	\$78,281
6.00	\$91,867	\$64,637	\$156,504
8.00	\$146,991	\$103,420	\$250,411

**MAP OF SERVICE ZONES FOR CITY OF GLENDALE**



Prepared for Glendale, Arizona by Tischler&Siz

City of Glendale  
 Development Impact Fee Report  
 Unaudited - Statement of Revenue, Expenditures, and Change in Fund Balances  
 For Fiscal Year Ending June 30, 2015

Development Impact Fee Account Summary - Government Funds

	Fund 1380	Fund 1420	Fund 1440	Fund 1460	Fund 1480	Fund 1500	Fund 1520	Fund 1540	Fund 1560	Fund 1580	Fund 1600	Fund 1620	Total
	Library Buildings	Fire Prot. Facilities	Police Facilities	Parks-Citywide Parks	Parks-Citywide Recreation Areas	Library DIF	Parks-Citywide Open Space & Trails	Parks-Zone 1	Parks-Zone 2	Parks Zone 3	Roadway Improvements	General Government	Total
<b>FY14 Annual Report Ending Balance</b>	\$ 1,748,940.92	\$ 865.35	\$ 1,139,840.90	\$ 225,204.81	\$ 1,189,525.20	\$ 2,807,468.19	\$ 501,298.77	\$ 123,655.64	\$ 164,861.10	\$ 43,753.12	\$ 907,638.92	\$ 160,888.85	\$ 9,013,941.77
Revenue Adjustment	\$ -	\$ -	\$ -	\$ -	\$ -	\$ -	\$ -	\$ -	\$ -	\$ -	\$ -	\$ -	\$ -
Expenditure Adjustment	\$ -	\$ -	\$ -	\$ -	\$ -	\$ -	\$ -	\$ -	\$ -	\$ -	\$ -	\$ -	\$ -
<b>Beginning Balance at July 1, 2014</b>	<b>\$ 1,748,940.92</b>	<b>\$ 865.35</b>	<b>\$ 1,139,840.90</b>	<b>\$ 225,204.81</b>	<b>\$ 1,189,525.20</b>	<b>\$ 2,807,468.19</b>	<b>\$ 501,298.77</b>	<b>\$ 123,655.64</b>	<b>\$ 164,861.10</b>	<b>\$ 43,753.12</b>	<b>\$ 907,638.92</b>	<b>\$ 160,888.85</b>	<b>\$ 9,013,941.77</b>

Revenues

Total Amount of Impact Fees Collected	\$ -	\$ -	\$ -	\$ -	\$ -	\$ -	\$ -	\$ -	\$ -	\$ -	\$ -	\$ -	\$ -
Other Earnings	\$ -	\$ -	\$ -	\$ -	\$ -	\$ -	\$ -	\$ -	\$ -	\$ -	\$ -	\$ -	\$ -
Interest Earned on Each Account	\$ 7,400.12	\$ 2.00	\$ 4,819.93	\$ 951.90	\$ 5,033.65	\$ 11,586.05	\$ 2,125.59	\$ 520.23	\$ 697.90	\$ 180.75	\$ 3,754.01	\$ 678.03	\$ 37,750.16
<b>Total Revenues</b>	<b>\$ 7,400.12</b>	<b>\$ 2.00</b>	<b>\$ 4,819.93</b>	<b>\$ 951.90</b>	<b>\$ 5,033.65</b>	<b>\$ 11,586.05</b>	<b>\$ 2,125.59</b>	<b>\$ 520.23</b>	<b>\$ 697.90</b>	<b>\$ 180.75</b>	<b>\$ 3,754.01</b>	<b>\$ 678.03</b>	<b>\$ 37,750.16</b>

Expenditures

	Fund 1380	Fund 1420	Fund 1440	Fund 1460	Fund 1480	Fund 1500	Fund 1520	Fund 1540	Fund 1560	Fund 1580	Fund 1600	Fund 1620	Total
	Library Buildings	Fire Prot. Facilities	Police Facilities	Parks-Citywide Parks	Parks-Citywide Recreation Areas	Library DIF	Parks-Citywide Open Space & Trails	Parks-Zone 1	Parks-Zone 2	Parks Zone 3	Roadway Improvements	General Government	Total
Total Capital Project Expenditures	\$ -	\$ -	\$ -	\$ -	\$ -	\$ 191,961.51	\$ -	\$ -	\$ -	\$ -	\$ 175,737.88	\$ -	\$ 367,699.39
Bonds													
Principal	\$ -	\$ -	\$ -	\$ -	\$ -	\$ -	\$ -	\$ -	\$ -	\$ -	\$ -	\$ -	\$ -
Interest	\$ -	\$ -	\$ -	\$ -	\$ -	\$ -	\$ -	\$ -	\$ -	\$ -	\$ -	\$ -	\$ -
Debt Service on Bonds (Total Paid)	\$ -	\$ -	\$ -	\$ -	\$ -	\$ -	\$ -	\$ -	\$ -	\$ -	\$ -	\$ -	\$ -
Capital Leases													
Principal	\$ -	\$ -	\$ -	\$ -	\$ -	\$ -	\$ -	\$ -	\$ -	\$ -	\$ -	\$ -	\$ -
Interest	\$ -	\$ -	\$ -	\$ -	\$ -	\$ -	\$ -	\$ -	\$ -	\$ -	\$ -	\$ -	\$ -
Payment on Capital Leases (Total Paid)	\$ -	\$ -	\$ -	\$ -	\$ -	\$ -	\$ -	\$ -	\$ -	\$ -	\$ -	\$ -	\$ -
Other Expenditures	\$ -	\$ -	\$ -	\$ -	\$ -	\$ -	\$ -	\$ -	\$ -	\$ -	\$ -	\$ -	\$ -
Advances from Other Funds	\$ -	\$ -	\$ -	\$ -	\$ -	\$ -	\$ -	\$ -	\$ -	\$ -	\$ -	\$ -	\$ -
<b>Total Expenditures</b>	<b>\$ -</b>	<b>\$ -</b>	<b>\$ -</b>	<b>\$ -</b>	<b>\$ -</b>	<b>\$ 191,961.51</b>	<b>\$ -</b>	<b>\$ -</b>	<b>\$ -</b>	<b>\$ -</b>	<b>\$ 175,737.88</b>	<b>\$ -</b>	<b>\$ 367,699.39</b>

FY15 End of Year Balance

	Fund 1380	Fund 1420	Fund 1440	Fund 1460	Fund 1480	Fund 1500	Fund 1520	Fund 1540	Fund 1560	Fund 1580	Fund 1600	Fund 1620	Total
	Library Buildings	Fire Prot. Facilities	Police Facilities	Parks-Citywide Parks	Parks-Citywide Recreation Areas	Library DIF	Parks-Citywide Open Space & Trails	Parks-Zone 1	Parks-Zone 2	Parks Zone 3	Roadway Improvements	General Government	Total
Beginning Balance	\$ 1,748,940.92	\$ 865.35	\$ 1,139,840.90	\$ 225,204.81	\$ 1,189,525.20	\$ 2,807,468.19	\$ 501,298.77	\$ 123,655.64	\$ 164,861.10	\$ 43,753.12	\$ 907,638.92	\$ 160,888.85	\$ 9,013,941.77
Total Revenues	\$ 7,400.12	\$ 2.00	\$ 4,819.93	\$ 951.90	\$ 5,033.65	\$ 11,586.05	\$ 2,125.59	\$ 520.23	\$ 697.90	\$ 180.75	\$ 3,754.01	\$ 678.03	\$ 37,750.16
Total Expenditures	\$ -	\$ -	\$ -	\$ -	\$ -	\$ 191,961.51	\$ -	\$ -	\$ -	\$ -	\$ 175,737.88	\$ -	\$ 367,699.39
<b>Ending Balance as of June 30, 2015</b>	<b>\$ 1,756,341.04</b>	<b>\$ 867.35</b>	<b>\$ 1,144,660.93</b>	<b>\$ 226,156.71</b>	<b>\$ 1,194,558.85</b>	<b>\$ 2,627,092.73</b>	<b>\$ 503,424.36</b>	<b>\$ 124,175.87</b>	<b>\$ 165,559.00</b>	<b>\$ 43,933.87</b>	<b>\$ 735,655.05</b>	<b>\$ 161,566.88</b>	<b>\$ 8,683,992.54</b>

City of Glendale  
 Development Impact Fee Report  
 Unaudited - Statement of Revenue, Expenditures, and Change in Fund Balances  
 For Fiscal Year Ending June 30, 2015

Development Impact Fee Account Summary - Government Funds

	Fund 1421	Fund 1441	Fund 1461	Fund 1481	Fund 1501	Fund 1541	Fund 1561	Fund 1581	Fund 1601	Total
	Fire Protection Facilities	Police Facilities	Citywide Parks	Citywide Recreation Fac	Libraries	Parks Dev Zone 1	Parks Dev Zone 2	Parks Dev Zone 3	Roadway Improvements	
<b>FY14 Annual Report Ending Balance</b>	\$ 488,852.17	\$ 401,139.50	\$ 104,882.31	\$ 104,882.31	\$ 200,706.26	\$ 52,118.48	\$ 12,613.91	\$ 40,552.31	\$ 2,326,907.04	\$ 3,732,654.29
Revenue Adjustment	\$ -	\$ -	\$ -	\$ -	\$ -	\$ -	\$ -	\$ -	\$ -	\$ -
Expenditure Adjustment	\$ -	\$ -	\$ -	\$ -	\$ -	\$ -	\$ -	\$ -	\$ -	\$ -
<b>Beginning Balance at July 1, 2014</b>	<b>\$ 488,852.17</b>	<b>\$ 401,139.50</b>	<b>\$ 104,882.31</b>	<b>\$ 104,882.31</b>	<b>\$ 200,706.26</b>	<b>\$ 52,118.48</b>	<b>\$ 12,613.91</b>	<b>\$ 40,552.31</b>	<b>\$ 2,326,907.04</b>	<b>\$ 3,732,654.29</b>

Revenues

Total Amount of Impact Fees Collected	\$ 19,775.55	\$ 8,882.02	\$ 416.00	\$ 416.00	\$ 796.00	\$ -	\$ 209.00	\$ 209.00	\$ 60,710.84	\$ 91,414.41
Other Earnings	\$ -	\$ -	\$ -	\$ -	\$ -	\$ -	\$ -	\$ -	\$ -	\$ -
Interest Earned on Each Account	\$ 2,149.33	\$ 1,737.93	\$ 440.50	\$ 440.50	\$ 853.39	\$ 222.59	\$ 44.22	\$ 168.19	\$ 10,101.55	\$ 16,158.20
<b>Total Revenues</b>	<b>\$ 21,924.88</b>	<b>\$ 10,619.95</b>	<b>\$ 856.50</b>	<b>\$ 856.50</b>	<b>\$ 1,649.39</b>	<b>\$ 222.59</b>	<b>\$ 253.22</b>	<b>\$ 377.19</b>	<b>\$ 70,812.39</b>	<b>\$ 107,572.61</b>

Expenditures

	Fund 1421	Fund 1441	Fund 1461	Fund 1481	Fund 1501	Fund 1541	Fund 1561	Fund 1581	Fund 1601	Total
	Fire Protection Facilities	Police Facilities	Citywide Parks	Citywide Recreation Fac	Libraries	Parks Dev Zone 1	Parks Dev Zone 2	Parks Dev Zone 3	Roadway Improvements	
Total Capital Project Expenditures	\$ -	\$ -	\$ -	\$ -	\$ -	\$ -	\$ -	\$ -	\$ -	\$ -
Bonds										
Principal	\$ -	\$ -	\$ -	\$ -	\$ -	\$ -	\$ -	\$ -	\$ -	\$ -
Interest	\$ -	\$ -	\$ -	\$ -	\$ -	\$ -	\$ -	\$ -	\$ -	\$ -
Debt Service on Bonds (Total Paid)	\$ -	\$ -	\$ -	\$ -	\$ -	\$ -	\$ -	\$ -	\$ -	\$ -
Capital Leases										
Principal	\$ -	\$ -	\$ -	\$ -	\$ -	\$ -	\$ -	\$ -	\$ -	\$ -
Interest	\$ -	\$ -	\$ -	\$ -	\$ -	\$ -	\$ -	\$ -	\$ -	\$ -
Payment on Capital Leases (Total Paid)	\$ -	\$ -	\$ -	\$ -	\$ -	\$ -	\$ -	\$ -	\$ -	\$ -
Other Expenditures	\$ -	\$ -	\$ -	\$ -	\$ -	\$ -	\$ -	\$ -	\$ -	\$ -
Advances from Other Funds	\$ -	\$ -	\$ -	\$ -	\$ -	\$ -	\$ -	\$ -	\$ -	\$ -
<b>Total Expenditures</b>	<b>\$ -</b>	<b>\$ -</b>	<b>\$ -</b>	<b>\$ -</b>	<b>\$ -</b>	<b>\$ -</b>	<b>\$ -</b>	<b>\$ -</b>	<b>\$ -</b>	<b>\$ -</b>

FY15 End of Year Balance

	Fund 1421	Fund 1441	Fund 1461	Fund 1481	Fund 1501	Fund 1541	Fund 1561	Fund 1581	Fund 1601	Total
	Fire Protection Facilities	Police Facilities	Citywide Parks	Citywide Recreation Fac	Libraries	Parks Dev Zone 1	Parks Dev Zone 2	Parks Dev Zone 3	Roadway Improvements	
Beginning Balance	\$ 488,852.17	\$ 401,139.50	\$ 104,882.31	\$ 104,882.31	\$ 200,706.26	\$ 52,118.48	\$ 12,613.91	\$ 40,552.31	\$ 2,326,907.04	\$ 3,732,654.29
Total Revenues	\$ 21,924.88	\$ 10,619.95	\$ 856.50	\$ 856.50	\$ 1,649.39	\$ 222.59	\$ 253.22	\$ 377.19	\$ 70,812.39	\$ 107,572.61
Total Expenditures	\$ -	\$ -	\$ -	\$ -	\$ -	\$ -	\$ -	\$ -	\$ -	\$ -
<b>Ending Balance as of June 30, 2015</b>	<b>\$ 510,777.05</b>	<b>\$ 411,759.45</b>	<b>\$ 105,738.81</b>	<b>\$ 105,738.81</b>	<b>\$ 202,355.65</b>	<b>\$ 52,341.07</b>	<b>\$ 12,867.13</b>	<b>\$ 40,929.50</b>	<b>\$ 2,397,719.43</b>	<b>\$ 3,840,226.90</b>

City of Glendale  
 Development Impact Fee Report  
 Unaudited - Statement of Revenue, Expenditures, and Change In Fund Balances  
 For Fiscal Year Ending June 30, 2015

Development Impact Fee Account Summary - Government Funds

	Fund 1422	Fund 1423	Fund 1424	Fund 1442	Fund 1443	Fund 1444	Fund 1542	Fund 1543	Fund 1544	Fund 1602	Fund 1603	Fund 1604	Total
	DIF-Fire Zone 1 East	DIF-Fire Zone 2 West 101	DIF-Fire Zone 3 West 303	DIF-Police Zone 1 East	DIF-Police Zone 2 West 101	DIF-Police Zone 3 West 303	DIF-Parks & Rec Zone 1 East	DIF-Parks & Rec Zone 2 West 101	DIF-Parks & Rec Zone 3 West 303	DIF-Streets Zone 1 East	DIF-Streets Zone 2 West 101	DIF-Streets Zone 3 West 303	
FY14 Annual Report Ending Balance	\$ -	\$ -	\$ -	\$ -	\$ -	\$ -	\$ -	\$ -	\$ -	\$ -	\$ -	\$ -	\$ -
Revenue Adjustment	\$ -	\$ -	\$ -	\$ -	\$ -	\$ -	\$ -	\$ -	\$ -	\$ -	\$ -	\$ -	\$ -
Expenditure Adjustment	\$ -	\$ -	\$ -	\$ -	\$ -	\$ -	\$ -	\$ -	\$ -	\$ -	\$ -	\$ -	\$ -
Beginning Balance at July 1, 2014	\$ -	\$ -	\$ -	\$ -	\$ -	\$ -	\$ -	\$ -	\$ -	\$ -	\$ -	\$ -	\$ -

Revenues

Total Amount of Impact Fees Collected	\$ 295,961.80	\$ 77,466.36	\$ -	\$ 72,683.71	\$ 18,071.03	\$ -	\$ 172,158.26	\$ 45,552.24	\$ -	\$ 657,809.70	\$ 309,165.02	\$ -	\$ 1,648,868.12
Other Earnings	\$ -	\$ -	\$ -	\$ -	\$ -	\$ -	\$ -	\$ -	\$ -	\$ -	\$ -	\$ -	\$ -
Interest Earned on Each Account	\$ 377.00	\$ 94.18	\$ -	\$ 89.44	\$ 23.82	\$ -	\$ 193.84	\$ 68.19	\$ -	\$ 1,098.08	\$ 457.19	\$ -	\$ 2,389.74
Total Revenues	\$ 296,338.80	\$ 77,560.54	\$ -	\$ 72,773.15	\$ 18,094.85	\$ -	\$ 172,352.10	\$ 45,608.43	\$ -	\$ 658,907.78	\$ 309,622.21	\$ -	\$ 1,651,257.86

Expenditures

	Fund 1422	Fund 1423	Fund 1424	Fund 1442	Fund 1443	Fund 1444	Fund 1542	Fund 1543	Fund 1544	Fund 1602	Fund 1603	Fund 1604	Total
	DIF-Fire Zone 1 East	DIF-Fire Zone 2 West 101	DIF-Fire Zone 3 West 303	DIF-Police Zone 1 East	DIF-Police Zone 2 West 101	DIF-Police Zone 3 West 303	DIF-Parks & Rec Zone 1 East	DIF-Parks & Rec Zone 2 West 101	DIF-Parks & Rec Zone 3 West 303	DIF-Streets Zone 1 East	DIF-Streets Zone 2 West 101	DIF-Streets Zone 3 West 303	
Total Capital Project Expenditures	\$ -	\$ -	\$ -	\$ -	\$ -	\$ -	\$ -	\$ -	\$ -	\$ -	\$ -	\$ -	\$ -
Bonds													
Principal	\$ -	\$ -	\$ -	\$ -	\$ -	\$ -	\$ -	\$ -	\$ -	\$ -	\$ -	\$ -	\$ -
Interest	\$ -	\$ -	\$ -	\$ -	\$ -	\$ -	\$ -	\$ -	\$ -	\$ -	\$ -	\$ -	\$ -
Debt Service on Bonds (Total Paid)	\$ -	\$ -	\$ -	\$ -	\$ -	\$ -	\$ -	\$ -	\$ -	\$ -	\$ -	\$ -	\$ -
Capital Leases													
Principal	\$ -	\$ -	\$ -	\$ -	\$ -	\$ -	\$ -	\$ -	\$ -	\$ -	\$ -	\$ -	\$ -
Interest	\$ -	\$ -	\$ -	\$ -	\$ -	\$ -	\$ -	\$ -	\$ -	\$ -	\$ -	\$ -	\$ -
Payment on Capital Leases (Total Paid)	\$ -	\$ -	\$ -	\$ -	\$ -	\$ -	\$ -	\$ -	\$ -	\$ -	\$ -	\$ -	\$ -
Other Expenditures	\$ -	\$ -	\$ -	\$ -	\$ -	\$ -	\$ -	\$ -	\$ -	\$ -	\$ -	\$ -	\$ -
Advances from Other Funds	\$ -	\$ -	\$ -	\$ -	\$ -	\$ -	\$ -	\$ -	\$ -	\$ -	\$ -	\$ -	\$ -
Total Expenditures	\$ -	\$ -	\$ -	\$ -	\$ -	\$ -	\$ -	\$ -	\$ -	\$ -	\$ -	\$ -	\$ -

FY15 End of Year Balance

	Fund 1422	Fund 1423	Fund 1424	Fund 1442	Fund 1443	Fund 1444	Fund 1542	Fund 1543	Fund 1544	Fund 1602	Fund 1603	Fund 1604	Total
	DIF-Fire Zone 1 East	DIF-Fire Zone 2 West 101	DIF-Fire Zone 3 West 303	DIF-Police Zone 1 East	DIF-Police Zone 2 West 101	DIF-Police Zone 3 West 303	DIF-Parks & Rec Zone 1 East	DIF-Parks & Rec Zone 2 West 101	DIF-Parks & Rec Zone 3 West 303	DIF-Streets Zone 1 East	DIF-Streets Zone 2 West 101	DIF-Streets Zone 3 West 303	
Beginning Balance	\$ -	\$ -	\$ -	\$ -	\$ -	\$ -	\$ -	\$ -	\$ -	\$ -	\$ -	\$ -	\$ -
Total Revenues	\$ 296,338.80	\$ 77,560.54	\$ -	\$ 72,773.15	\$ 18,094.85	\$ -	\$ 172,352.10	\$ 45,608.43	\$ -	\$ 658,907.78	\$ 309,622.21	\$ -	\$ 1,651,257.86
Total Expenditures	\$ -	\$ -	\$ -	\$ -	\$ -	\$ -	\$ -	\$ -	\$ -	\$ -	\$ -	\$ -	\$ -
Ending Balance as of June 30, 2015	\$ 296,338.80	\$ 77,560.54	\$ -	\$ 72,773.15	\$ 18,094.85	\$ -	\$ 172,352.10	\$ 45,608.43	\$ -	\$ 658,907.78	\$ 309,622.21	\$ -	\$ 1,651,257.86



City of Glendale  
 Development Impact Fee Report  
 Unaudited - Statement of Revenue, Expenditures, and Change in Fund Balances  
 For Fiscal Year Ending June 30, 2015

Detailed Development Impact Fee Expenditure Report - Government Funds

<b>Fund 1500 Library DIF</b>		<b>Location</b>	<b>Capital Projects</b>	<b>Bonds</b>	<b>Capital Lease</b>	<b>Other</b>	<b>Total</b>
Library Books		Various locations throughout the City	\$ 191,961.51	\$ -	\$ -	\$ -	\$ 191,961.51
							\$ -
							\$ -
							\$ -
							\$ -
<b>Total Expenditures</b>			<b>\$ 191,961.51</b>	<b>\$ -</b>	<b>\$ -</b>	<b>\$ -</b>	<b>\$ 191,961.51</b>

<b>Fund 1600</b>		<b>Location</b>	<b>Capital Projects</b>	<b>Bonds</b>	<b>Capital Lease</b>	<b>Other</b>	<b>Total</b>
<b>Roadway Improvements</b>							
Traffic Signal Installations & upgrades		Various locations throughout the City	\$ 175,737.88	\$ -	\$ -	\$ -	\$ 175,737.88
<b>Total Expenditures</b>			<b>\$ 175,737.88</b>	<b>\$ -</b>	<b>\$ -</b>	<b>\$ -</b>	<b>\$ 175,737.88</b>

City of Glendale  
 Development Impact Fee Report  
 Unaudited - Statement of Revenue, Expenditures, and Change in Fund Balances  
 For Fiscal Year Ending June 30, 2015

Development Impact Fee Account Summary - Enterprise Funds

	Fund 2380 Water	Fund 2380 Sewer	Fund 2401 Water DIF Zone 1 East	Fund 2402 Water DIF Zone 2 West 101	Fund 2403 Water DIF Zone 3 West 303	Fund 2421 Sewer DIF Zone 1 East	Fund 2422 Sewer DIF Zone 2 West 101	Fund 2423 Sewer DIF Zone 3 West 303	Total
<b>Beginning Balance at July 1, 2014</b>	\$ -	\$ -	\$ -	\$ -	\$ -	\$ -	\$ -	\$ -	\$ -
<b>Revenues</b>									
Total Amount of Impact Fees Collected	\$ 147,587.00	\$ 21,982.00	\$ 292,593.00	\$ 219,797.00	\$ -	\$ 151,485.00	\$ 133,395.00	\$ -	\$ 966,839.00
Other Earnings	\$ -	\$ -	\$ -	\$ -	\$ -	\$ -	\$ -	\$ -	\$ -
Interest Earned on Each Account	\$ -	\$ -	\$ 579.05	\$ 195.75	\$ -	\$ 299.26	\$ 121.82	\$ -	\$ 1,195.88
<b>Total Revenues</b>	<b>\$ 147,587.00</b>	<b>\$ 21,982.00</b>	<b>\$ 293,172.05</b>	<b>\$ 219,992.75</b>	<b>\$ -</b>	<b>\$ 151,784.26</b>	<b>\$ 133,516.82</b>	<b>\$ -</b>	<b>\$ 968,034.88</b>
<b>Expenditures</b>									
Total Capital Project Expenditures	\$ -	\$ -	\$ -	\$ -	\$ -	\$ -	\$ -	\$ -	\$ -
Bonds									
Principal	\$ 80,685.81	\$ 12,017.56	\$ -	\$ -	\$ -	\$ -	\$ -	\$ -	\$ 92,703.37
Interest	\$ 66,901.19	\$ 9,964.44	\$ -	\$ -	\$ -	\$ -	\$ -	\$ -	\$ 76,865.63
Debt Service on Bonds (Total Paid)	\$ 147,587.00	\$ 21,982.00	\$ -	\$ -	\$ -	\$ -	\$ -	\$ -	\$ 169,569.00
Capital Lease									
Principal	\$ -	\$ -	\$ -	\$ -	\$ -	\$ -	\$ -	\$ -	\$ -
Interest	\$ -	\$ -	\$ -	\$ -	\$ -	\$ -	\$ -	\$ -	\$ -
Payment on Capital Lease (Total Paid)	\$ -	\$ -	\$ -	\$ -	\$ -	\$ -	\$ -	\$ -	\$ -
Other Expenditures	\$ -	\$ -	\$ -	\$ -	\$ -	\$ -	\$ -	\$ -	\$ -
Advances from Other Funds	\$ -	\$ -	\$ -	\$ -	\$ -	\$ -	\$ -	\$ -	\$ -
<b>Total Expenditures</b>	<b>\$ 147,587.00</b>	<b>\$ 21,982.00</b>	<b>\$ -</b>	<b>\$ -</b>	<b>\$ -</b>	<b>\$ -</b>	<b>\$ -</b>	<b>\$ -</b>	<b>\$ 169,569.00</b>
<b>FY15 End of Year Balance</b>									
Total Beginning Balance	\$ -	\$ -	\$ -	\$ -	\$ -	\$ -	\$ -	\$ -	\$ -
Total Revenues	\$ 147,587.00	\$ 21,982.00	\$ 293,172.05	\$ 219,992.75	\$ -	\$ 151,784.26	\$ 133,516.82	\$ -	\$ 968,034.88
Total Expenditures	\$ 147,587.00	\$ 21,982.00	\$ -	\$ -	\$ -	\$ -	\$ -	\$ -	\$ 169,569.00
<b>Ending Balance as of June 30, 2015</b>	<b>\$ -</b>	<b>\$ -</b>	<b>\$ 293,172.05</b>	<b>\$ 219,992.75</b>	<b>\$ -</b>	<b>\$ 151,784.26</b>	<b>\$ 133,516.82</b>	<b>\$ -</b>	<b>\$ 798,465.88</b>

City of Glendale  
 Development Impact Fee Report  
 Unaudited - Statement of Revenue, Expenditures, and Change in Fund Balances  
 For Fiscal Year Ending June 30, 2015

Detailed Development Impact Fee Expenditure Report - Enterprise Funds

Fund 2380		Capital Projects	Bonds	Capital Lease	Other	Total
Water	Location					
Revenue Bond - Principal and Interest Payments on Capital Projects		\$ -	\$ 147,587.00	\$ -	\$ -	\$ 147,587.00
						\$ -
						\$ -
<b>Total Expenditures</b>		<b>\$ -</b>	<b>\$ 147,587.00</b>	<b>\$ -</b>	<b>\$ -</b>	<b>\$ 147,587.00</b>

Fund 2380		Capital Projects	Bonds	Capital Lease	Other	Total
Sewer	Location					
Revenue Bond - Principal and Interest Payments on Capital Projects		\$ -	\$ 21,982.00	\$ -	\$ -	\$ 21,982.00
						\$ -
						\$ -
<b>Total Expenditures</b>		<b>\$ -</b>	<b>\$ 21,982.00</b>	<b>\$ -</b>	<b>\$ -</b>	<b>\$ 21,982.00</b>

# APPENDIX

## A

# Glendale Parks and Recreation Facilities

## SMALL AND NEIGHBORHOOD PARKS (UP TO 10 ACRES)

- 1 Acoma Park, 53rd Ave. & Acoma Rd.
- 2 Arrowhead Lakes Park, 56th Ave. & Mohawk Ln.
- 3 Bicentennial Park, 71st Ave. & Missouri Ave.
- 4 Butler Park, 57th Ave. & Alice Ave.
- 5 Carmel Park, 52nd Dr. & Oraibi Dr.
- 6 Cholla Park, 53rd Ave. & Cholla St.
- 7 Clavelito Park, 53rd Ave. & Ocotillo Rd.
- 8 Country Gables Park, 52nd Ave. & Country Gables Dr.
- 9 Delicias Park, 48th Dr. & Orangewood Ave.
- 10 Desert Garden Park, 69th Ave. & Ocotillo Rd.
- 11 Desert Mirage Park, 87th Ave. & Maryland Ave.
- 12 Desert Rose Park, 63rd Ave. & Kings Ave.
- 13 Desert Valley Park, 61st Ave. & Sweetwater Ave.
- 14 Discovery Park, 79th Ave. & Maryland Ave.
- 15 Dos Lagos Park, 63rd Ave. & Utopia Rd.
- 16 El Barrio Park, 54th Ave. & Ocotillo Rd.
- 17 Gardenwood Park, 53rd Ave. & Orangewood Ave.
- 18 Greenbriar Park, 69th Ave. & Greenbriar Dr.
- 19 Greenway Granada Park, 73rd Ave. & Greenway Rd.
- 20 Heritage Park, 55th Ave. & Mountain View Rd.
- 21 Hillcrest Park, 71st Ave. & Hillcrest Blvd.
- 22 Horizon Park, 47th Ave. & Diana Ave.
- 23 Kings Park, 53rd Ave. & Kings Ave.
- 24 Lawrence Park, 62nd Ave. & Lawrence Rd.
- 25 Lions Park, 63rd Ave. & Haywood Ave.
- 26 Manistee Ranch Park, 52nd Ave. & Northern Ave.
- 27 Mary Silva Park, 45th Ave. & Marshall Ave.
- 28 Maryland Lakes Park, 47th Ave. & Maryland Ave.
- 29 Memmingen Park, 49th Ave. & Cholla St.
- 30 Mission Park, 47th Ave. & Sunnyslope Ln.
- 31 Mondo Park, 57th Ave. & Hatcher Rd.
- 32 Montara Park, 64th Ave. & Becker Ln.
- 33 Murphy Park, 58th Ave. & Glendale Ave.
- 34 Myrtle Park, 55th Ave. & Myrtle Ave.
- 35 New World Park, 48th Dr. & Golden Ln.
- 36 Oasis Park, 79th Ave. and Utopia Rd.
- 37 Ocotillo Rose Park, 61st Ave. & Keim Rd.
- 38 Orangewood Vista Park, 79th Ave. & Orangewood Ave.
- 39 Pasadena Park, 87th Ave. & Pasadena Ave.
- 40 Paseo Neighborhood Park, 14099 N. 63rd Ave.
- 41 Plaza Rosa Park, 61st Ave. & Maryland Ave.
- 42 Rovey Park, 47th Ave. & Rovey Ave.
- 43 Sands Park, 55th Ave. & Orangewood Ave.
- 44 Sierra Verde Park, 71st Ave. & Rose Garden Ln.
- 45 Sonorita Park, 58th Dr. & Market St.
- 46 Sunnyside Park, 63rd Ave. & Cholla St.
- 47 Sunset Park, 45th Ave. and Mountain View Rd.
- 48 Sunset Palms Park, 54th Ave. & Sweetwater Ave.
- 49 Sunset Ridge Park, 87th Ave. & Missouri Ave.
- 50 Sunset Vista Park, 64th Ave. & Villa Rita Dr.
- 51 Sycamore Grove Park, 86th Ln. & Emil Rovey Pkwy.
- 52 Tarrington Ranch Park, 63rd Ave. & Butler Dr.
- 53 Tierra Buena Park, 57th Ave. & Tierra Buena Ln.
- 54 Utopia Park, 72nd Ave. & Utopia Rd.
- 55 Windsor Park, 63rd Ave. & Windsor Blvd.

## REGIONAL PARKS (25 to 200 ACRES)

- 64 Foothills Park, 57th Ave. & Union Hills Dr.
- 65 Glendale Heroes Regional Park, 83rd Ave. & Bethany Home Rd.
- 66 Grand Canal Linear Park, 75th Ave. & Camelback to Bethany Home & New River
- 67 Sahuaro Ranch Park, 59th Ave. & Mountain View Rd.
- 68 Skunk Creek Linear Park, 51st Ave. & Utopia to 73rd Ave. & Greenway
- 69 Thunderbird Paseo Park, 51st Ave. & Cactus to 72nd Ave. & Greenway

## CONSERVATION PARKS (200+ ACRES)

- 70 Thunderbird Conservation Park, 59th Ave. & Pinnacle Peak Rd. (main entrance)

## RECREATION CENTERS

- A Community Center North Building, 14075 N. 59th Ave.
- B Foothills Recreation & Aquatics Center, 5600 W. Union Hills Dr.
- C Glendale Adult Center, 5970 W. Brown St.
- D Glendale Community Center, 5401 W. Ocotillo Rd.
- E O'Neil Building, 6448 W. Missouri Ave.
- F Rose Lane Building, 5003 W. Marlette Ave.

## POOLS

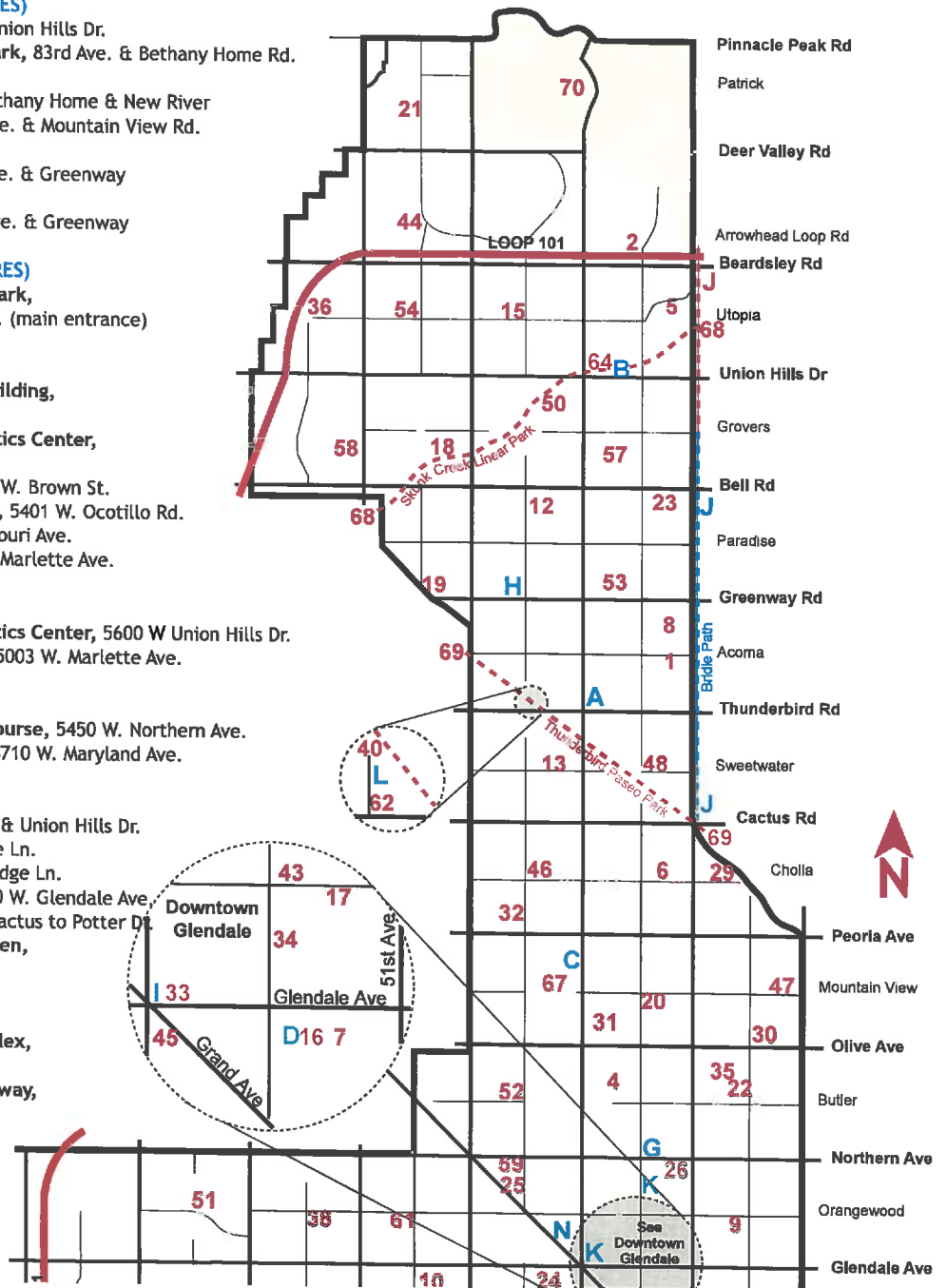
- B Foothills Recreation & Aquatics Center, 5600 W Union Hills Dr.
- F Rose Lane Aquatics Center, 5003 W. Marlette Ave.

## GOLF COURSES

- G Glen Lakes Municipal Golf Course, 5450 W. Northern Ave.
- H Desert Mirage Golf Course, 8710 W. Maryland Ave.

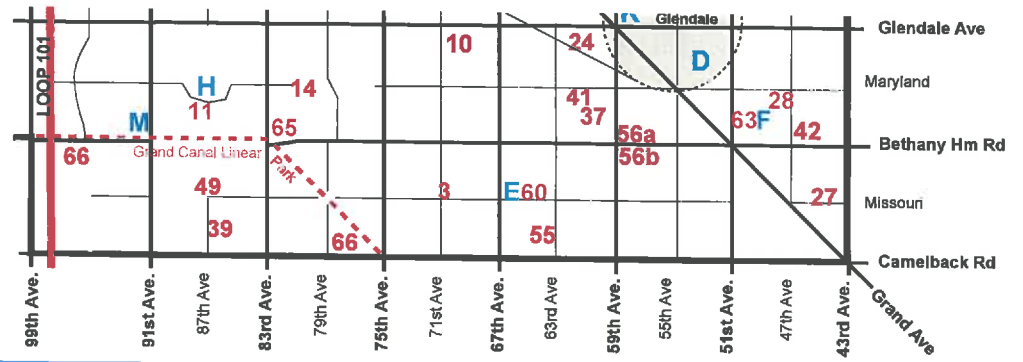
## ADDITIONAL FACILITIES

- 64 Foothills Sk8 Court, 57th Dr. & Union Hills Dr.
- 65 X-Court, 59th Ave. & Berridge Ln.
- 65 Splash Pad, 59th Ave. & Berridge Ln.
- I Glendale Amphitheater, 5850 W. Glendale Ave
- J Bridle Path, 51st Ave. from Cactus to Potter Dr.
- K Elsie McCarthy Sensory Garden, 55th Ave. & Morten Ave.
- L Paseo Racquet Center, 6268 W. Thunderbird Rd.
- M Glendale Youth Sports Complex, 6220 N. 91st Ave.
- N Myrtle Avenue Cultural Gateway, Myrtle Ave. & Grand Ave.



**COMMUNITY PARKS (10 TO 25 ACRES)**

- 56a Bonsall Park North, 59th Ave. & Bethany Home Rd.
- 56b Bonsall Park South, 59th Ave. & Bethany Home Rd.
- 57 Chapparal Park, 57th Ave. & Greenbriar Dr.
- 58 Hidden Meadows Park, 76th Ave. & St. John Rd.
- 59 Northern Horizon Park, 63rd Ave. & Northern Ave.
- 60 O'Neil Park, 64th Ave. & Missouri Ave.
- 61 Orangewood Park, 72nd Ave. & Orangewood Ave.
- 62 Paseo Racquet Center & Park, 63rd Ave. & Thunderbird Rd.
- 63 Rose Lane Park, 51st Ave. & Marlette Ave.



Parks	Acres & Amenities
1 Acoma	3.3  1
2 Arrowhead Lakes	5.0  2
3 Bicentennial	5.0  1
4 Butler	5.0  1
5 Carmel	5.0  1
6 Cholla	5.7  1
7 Clavelito	5.0  1
8 Country Gables	4.0  2
9 Delicias	5.0  1
10 Desert Garden	6.6  1
11 Desert Mirage	7.4  1
12 Desert Rose	7.0  1
13 Desert Valley	6.0  2
14 Discovery	9.1  3
15 Dos Lagos	5.7  3
16 El Barrio	0.4  1
17 Gardenwood	1.5  1
18 Greenbriar	3.0  4
19 Greenway Granada	6.7  1
20 Heritage	3.3  1
21 Hillcrest	8.0  2
22 Horizon	5.0  1
23 Kings	5.0  1
24 Lawrence	2.9  1
25 Lions	4.2  1
26 Manistee Ranch	4.3  1
27 Mary Silva	5.0  2

Parks	Acres & Amenities
28 Maryland Lakes	6.0  1
29 Memmingen	3.0  1
30 Mission	4.5  1
31 Mondo	5.2  1
32 Montara	5.3  1
33 Murphy	2.5  1
34 Myrtle	1.0  1
35 New World	8.0  2
36 Oasis	5.6  2
37 Ocotillo Rose	2.2  1
38 Orangewood Vista	10.0  1
39 Pasadena	3.0  1
40 Paseo Neighborhood	3.0  1
41 Plaza Rosa	0.2  1
42 Rovey	0.4  1
43 Sands	5.6  1
44 Sierra Verde	8.0  4
45 Sonorita	1.0  1
46 Sunnyside	8.0  2
47 Sunset	3.6  1
48 Sunset Palms	8.0  1
49 Sunset Ridge	10.0  2
50 Sunset Vista	5.0  2
51 Sycamore Grove	5.0  2
52 Tarrington Ranch	5.0  1
53 Tierra Buena	5.0  1
54 Utopia	3.0  1

Parks	Acres & Amenities
55 Windsor	1.0  1
56a Bonsall (north)	10.0  3
56b Bonsall (south)	7.0  1
57 Chapparal	12.0  2
58 Hidden Meadows	10.0  2
59 Northern Horizon	40.0  3
60 O'Neil Park	11.0  1
61 Orangewood	5.0  4
62 Paseo Racquet Center	23.0  1
63 Rose Lane	19.0  5
64 Foothills	40.0  10
65 Glendale Heroes	81.0  11
66 Grand Canal Linear	24.3  12
67 Sahuaro Ranch	80.0  9
68 Skunk Creek Linear	70.0  1
69 Thunderbird Paseo	55.0  4
70 Thunderbird	1185  15

**Legend**

Ballfield	Volleyball	Dog Park
Basketball	Playground	Splash Pad
Racquetball	Picnic Tables	Trails
Soccer/football field	Grills	Restrooms
Tennis	<b>2</b> Indicates Number of Ramadas	

- Lighted sports facilities:
- If more than one field or court, number is on icon