



FY21-22 Budget Workshop – Draft CIP

March 30, 2021





Budget Calendar

Item	Date
Budget Overview / Revenues / Five-Year Financial Forecasts	January 12, 2021
CIP Council Workshop #1 – G. O. Bond Funded CIP Projects (Streets, Flood Control, Libraries, Public Safety)	February 2, 2021
CIP Council Workshop #2 – G. O. Bond Funded CIP (Parks, Cultural Facilities, Open Space, General Government)	February 16, 2021
CIP Council Workshop #3 – Pay-As-You-Go, Transportation Sales Tax, HURF, DIF, and Grant Funded CIP Projects	March 2, 2021
CIP Council Workshop #4 – Enterprise Funded CIP Projects (Landfill, Solid Waste, Water, Wastewater)	March 16, 2021
<i>CIP Council Workshop #5 – Follow Up Items, DRAFT CIP</i>	<i>March 30, 2021</i>
Materials for All Day Budget Workshops	March 29, 2021
Council Workshop (All Day) – FY22 Operating Budget	April 6, 2021
Council Workshop (All Day) – FY22 Operating Budget	April 8, 2021
Updated DRAFT CIP Binder to Council	April 12, 2021
Final Budget Workshop – Tentative Draft Budget & 10-Year CIP Program	April 20, 2021
Voting Meeting – Tentative Budget Adoption	May 11, 2021
Voting Meeting – Final Budget Adoption / Property Tax Levy	June 8, 2021
Voting Meeting – Property Tax Adoption	June 22, 2021



Agenda

- 1) Draft CIP – New Projects
- 2) FY22-31 10-Year Draft Capital Improvement Plan
- 3) FY21-22 Year 1 Draft Capital Improvement Plan
- 4) Project Summaries by Project Type
- 5) Council Consensus
 - 1) Additions and Changes
 - 2) 10-Year Draft CIP

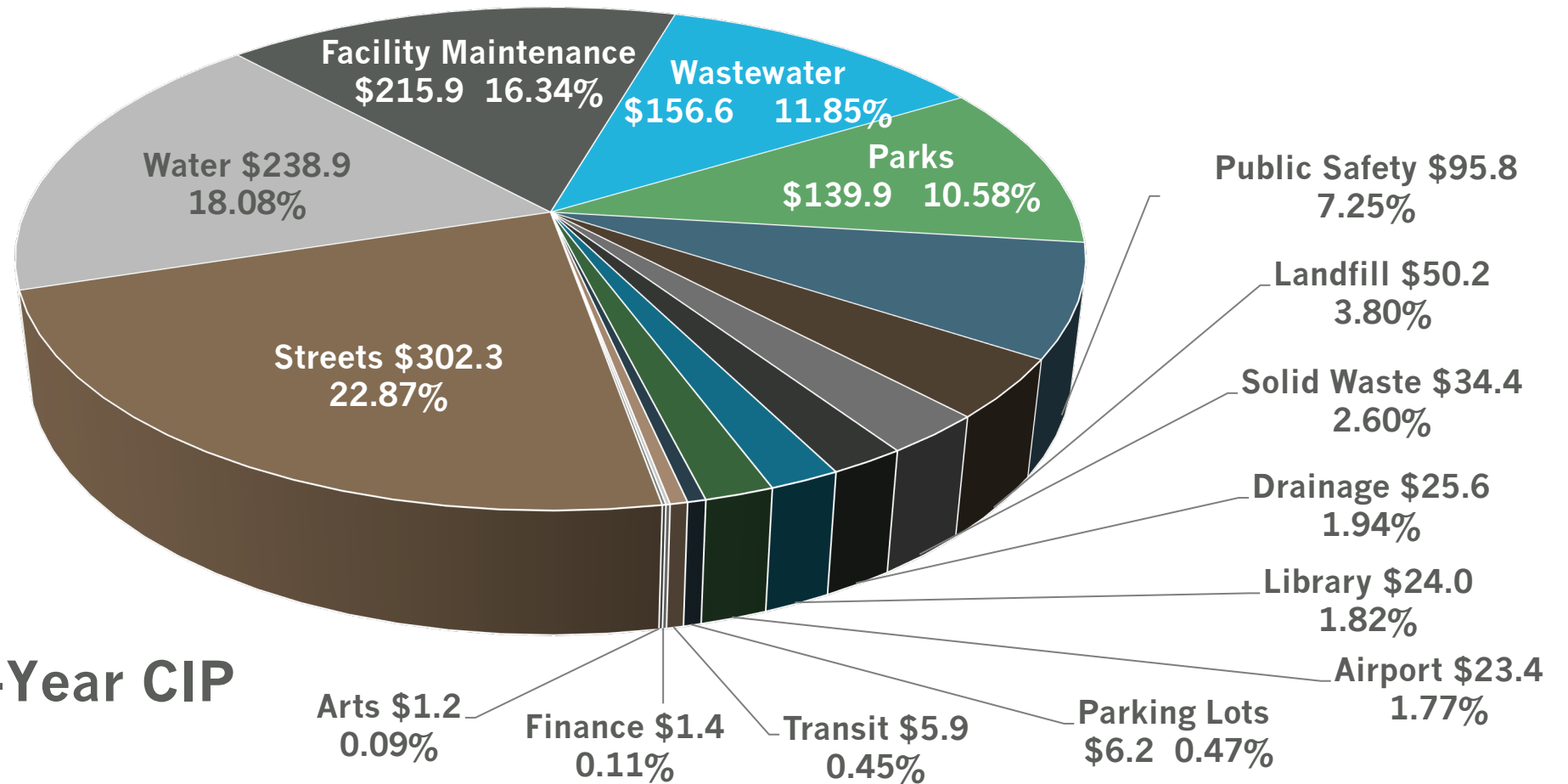


CIP Summary – New Projects

- General Government Capital Project (\$68M)
 - CIPFC22087 (Page 60)
 - Placeholder appropriation for funding from one-time revenues
 - Future workshops to discuss specific projects
- Programming Study for Meeting Space in Yucca District (\$25k)
 - CIPLB22088 (Page 98)
 - Library DIF Funded



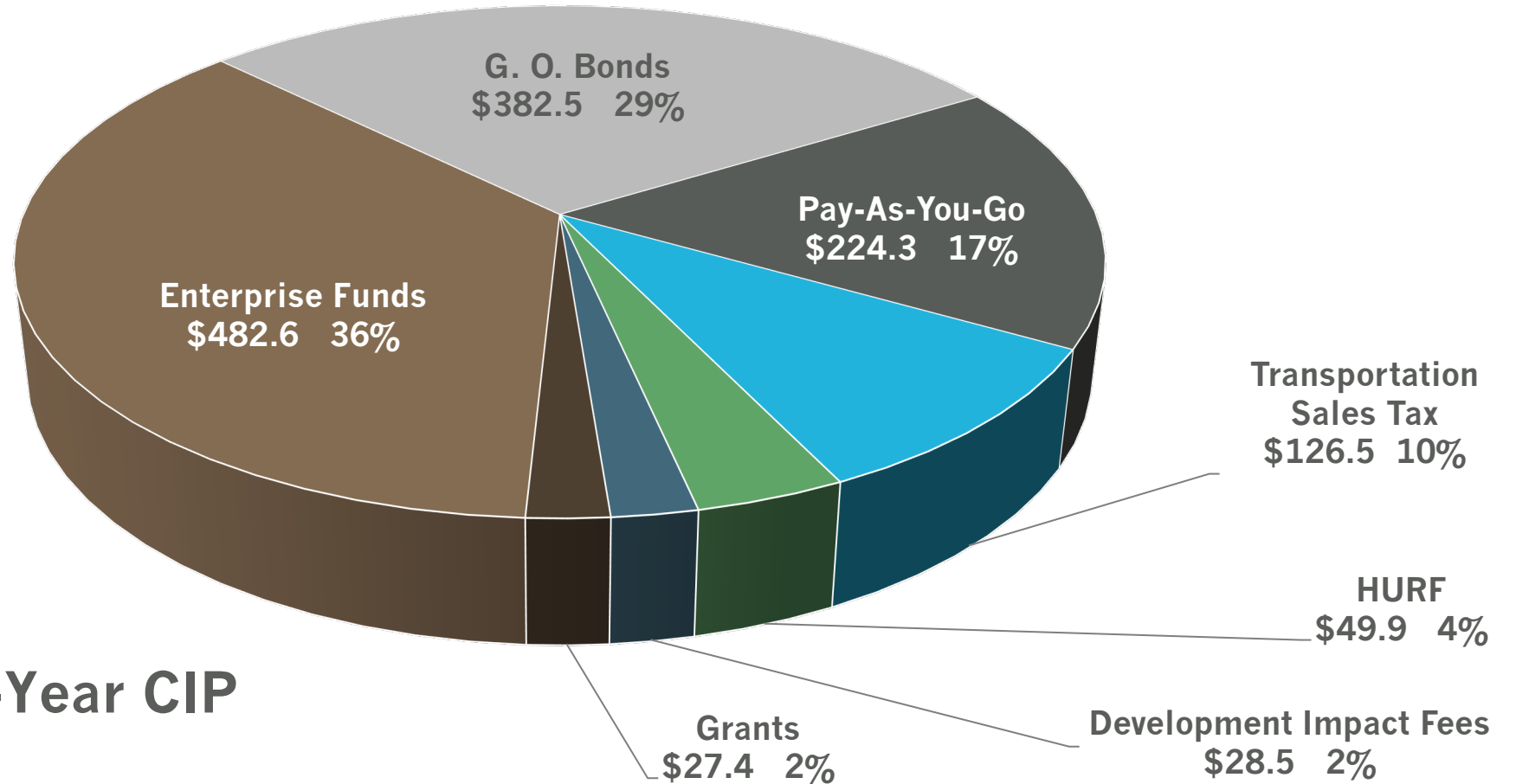
DRAFT 10-Year CIP by Project Type



Total DRAFT 10-Year CIP
\$1,321.7M



DRAFT 10-Year CIP by Funding Source

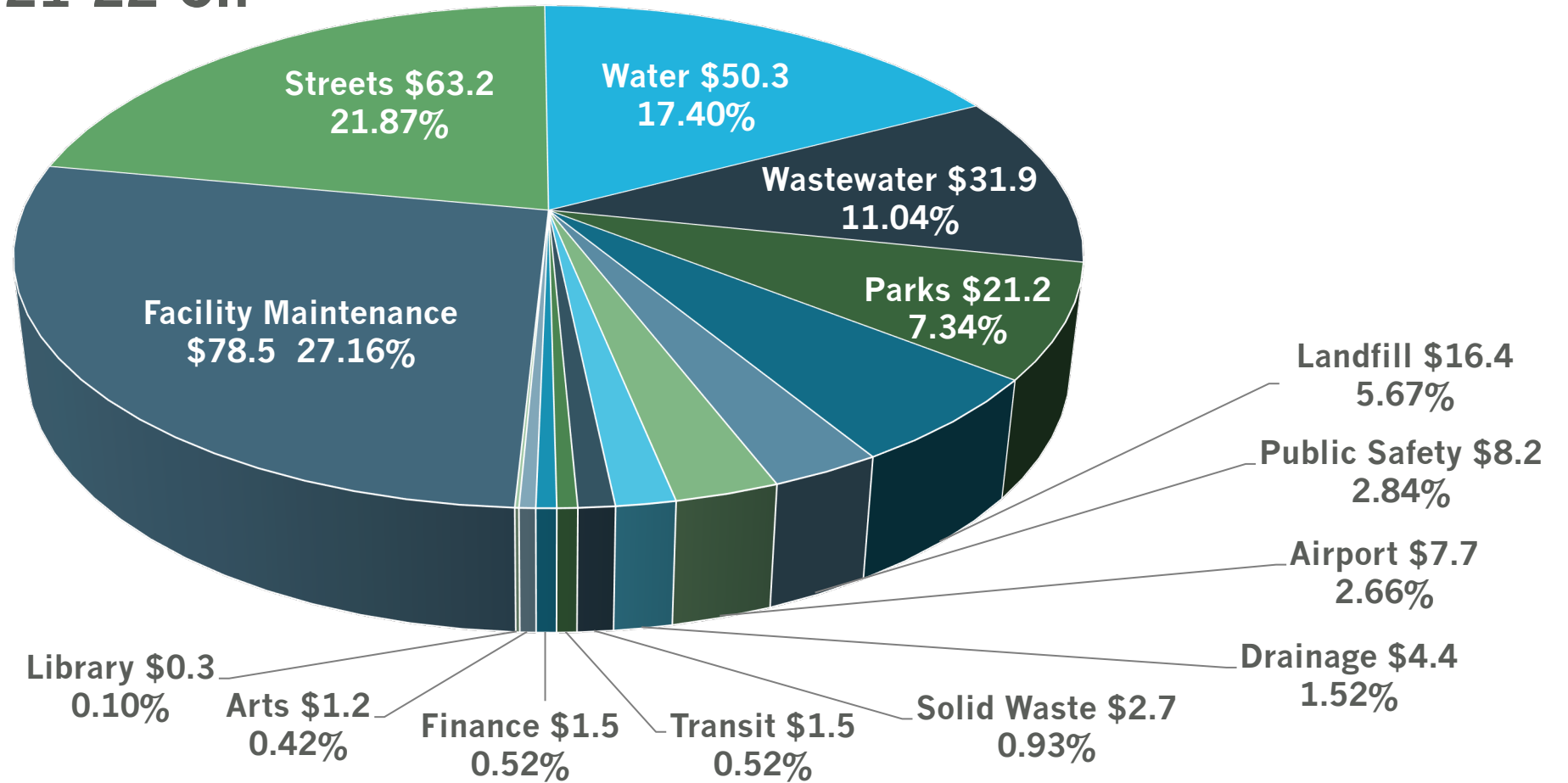


Total DRAFT 10-Year CIP
\$1,321.7M



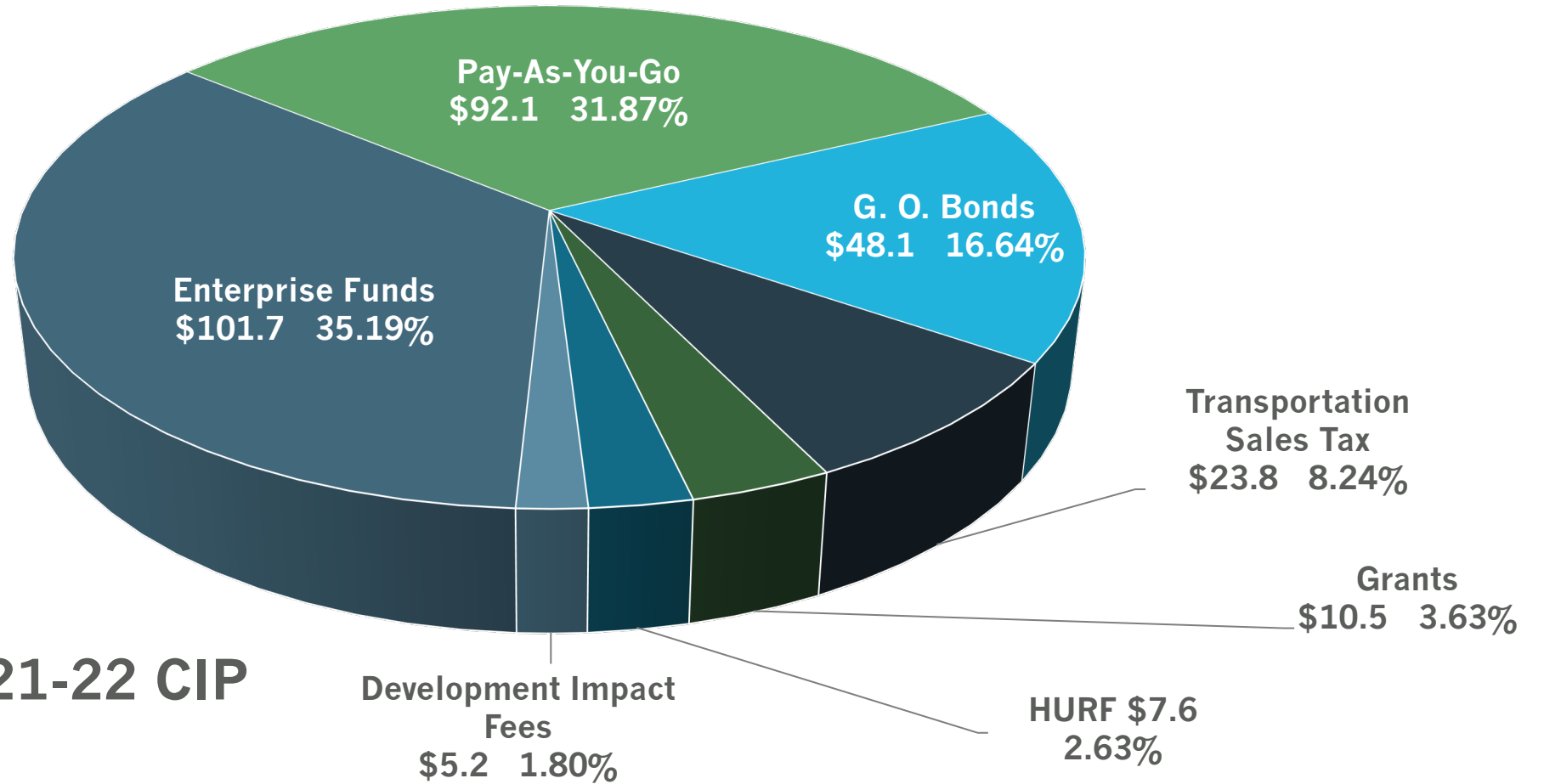
FY21-22 DRAFT CIP by Project Type

Total DRAFT FY21-22 CIP
\$289.0M





FY21-22 DRAFT CIP by Funding Source



**Total DRAFT FY21-22 CIP
\$289.0M**



FY22-31 AIRPORT PROJECTS (1 of 2)

Project #	Project Title	CARRYOVER	FY22	FY23	FY24	FY25	FY26	FY27-31	Total
CIPAP19075	AIRPORT EA FOR CHANNELIZATION	\$0	\$0	\$0	\$315,000	\$0	\$0	\$0	\$315,000
CIPAP19076	SOUTH APRON PHASE 1 PAVEMENT RECONS	\$3,343,550	\$0	\$1,425,000	\$0	\$0	\$0	\$0	\$4,768,550
CIPAP20001	SOUTH APRON PHASE 2 REHABILITATION	\$0	\$0	\$2,375,000	\$0	\$0	\$0	\$0	\$2,375,000
CIPAP20002	RUNWAY REHABILITATION	\$0	\$0	\$0	\$4,085,000	\$0	\$0	\$0	\$4,085,000
CIPAP20003	WEATHER REPORTING EQUIPMENT	\$251,788	\$0	\$0	\$0	\$0	\$0	\$0	\$251,788
CIPAP20004	AIRPORT PLANNING STUDY	\$0	\$0	\$0	\$0	\$315,000	\$0	\$0	\$315,000
CIPAP20018	TAXIWAY PAVEMENT REHAB & PRESERVE	\$1,157,096	\$1,900,000	\$0	\$0	\$0	\$0	\$0	\$3,057,096
CIPAP21005	AIRPORT BUILDING CONSTRUCTION STUDY	\$0	\$0	\$0	\$0	\$0	\$427,500	\$0	\$427,500



FY22-31 AIRPORT PROJECTS (2 of 2)

Project #	Project Title	CARRYOVER	FY22	FY23	FY24	FY25	FY26	FY27-31	Total
CIPAP21007	AIRPORT MASTER PLAN STUDY	\$0	\$0	\$0	\$0	\$620,945	\$0	\$0	\$620,945
CIPAP21009	AIRPORT SECURITY FENCING	\$0	\$0	\$0	\$675,000	\$0	\$0	\$0	\$675,000
CIPAP21010	SOUTHWEST APRON DESIGN/CONSTRUCT	\$0	\$0	\$0	\$225,000	\$1,800,000	\$0	\$0	\$2,025,000
CIPAP21011	AUTO PARKING REHABILITATION	\$114,403	\$0	\$0	\$0	\$0	\$0	\$0	\$114,403
CIPAP21012	AIRSIDE PAVEMENT MAINTENANCE	\$23,750	\$175,000	\$175,000	\$175,000	\$175,000	\$175,000	\$875,000	\$1,773,750
CIPAP22001	EAST SIDE DEVELOPMENT	\$0	\$190,000	\$0	\$0	\$0	\$0	\$0	\$190,000
CIPAP22002	AIRPORT DESIGN STANDARDS	\$0	\$200,000	\$0	\$0	\$0	\$0	\$0	\$200,000
CIPAP22003	AIRPORT AUTO PARKING LOTS	\$0	\$35,000	\$465,000	\$0	\$0	\$0	\$0	\$500,000
CIPAP65078	AIRPORT MATCHING FUNDS	\$152,287	\$203,000	\$150,000	\$150,000	\$150,000	\$150,000	\$750,000	\$1,705,287
Total		\$5,042,873	\$2,703,000	\$4,590,000	\$5,625,000	\$3,060,945	\$752,500	\$1,625,000	\$23,399,318



FY22-31 ARTS PROJECTS

PROJECT #	PROJECT NAME	CARRYOVER	FY22	FY23	FY24	FY25	FY26	FY27-31	TOTAL
CIPAT20035	MUNICIPAL ARTS PROGRAM	\$1,245,125							\$1,245,125
TOTAL		\$1,245,125	\$1,245,125						\$1,245,125



FY22-31 DRAINAGE PROJECTS

PROJECT #	PROJECT TITLE	CARRYOVER	FY22	FY23	FY24	FY25	FY26	FY27-31	Total
CIPDR19040	CAMELBACK ROAD, 51ST TO 58TH AVE	\$0	\$0	\$0	\$0	\$3,104,290	\$0	\$0	\$3,104,290
CIPDR19078	83RD AVE, BETHANY HM TO CAMELBACK	\$0	\$0	\$0	\$0	\$0	\$0	\$3,129,500	\$3,129,500
CIPDR19079	59TH AVE & T-BIRD RD STORM DRAIN	\$0	\$0	\$0	\$0	\$0	\$0	\$1,963,345	\$1,963,345
CIPDR21019	DRAINAGE IMP. GLENN DR., 59TH-52ND AVE	\$0	\$50,000	\$570,900	\$4,873,200	\$0	\$0	\$0	\$5,494,100
CIPDR21034	BETHANY HOME SD, 43RD TO 51ST AVE	\$604,173	\$3,401,000	\$5,397,200	\$0	\$0	\$0	\$0	\$9,402,373
CIPDR79004	LOCAL DRAINAGE PROBLEMS	\$255,000	\$70,000	\$240,740	\$240,740	\$240,740	\$240,740	\$1,199,140	\$2,487,100
TOTAL		\$859,173	\$3,521,000	\$6,208,840	\$5,113,940	\$3,345,030	\$240,740	\$6,291,985	\$25,580,708



CHANGES TO FACILITY MAINTENANCE PROJECTS

VERSION	PROJECT #	PAGE #	PROJECT TITLE	FY22	FY23	FY24	FY25	FY26	FY27-31	Total
Old CIP	CIPFC19016	40	GLENDALE OPERATIONS CAMPUS	\$6,196,200	\$7,500,000	\$4,500,000	\$4,500,000	\$4,500,000	\$0	\$27,196,200
New CIP	CIPFC19016	40	GLENDALE OPERATIONS CAMPUS	\$1,396,200	\$10,600,000	\$1,800,000	\$1,900,000	\$1,800,000	\$0	\$17,496,200
TOTAL CHANGE				(\$4,800,000)	\$3,100,000	(\$2,700,000)	(\$2,600,000)	(\$2,700,000)	\$0	(\$9,700,000)

Old CIP	N/A	N/A	N/A	\$0	\$0	\$0	\$0	\$0	\$0	\$0
New CIP	CIPFC22087	58	GENERAL GOVERNMENT CAPITAL PROJECTS	\$67,996,320	\$0	\$0	\$0	\$0	\$0	\$67,996,320
TOTAL CHANGE				\$67,996,320	\$0	\$0	\$0	\$0	\$0	\$67,996,320



FY22-31 FACILITY MAINTENANCE PROJECTS (1 of 3)

PROJECT #	PROJECT TITLE	CARRYOVER	FY22	FY23	FY24	FY25	FY26	FY27-31	TOTAL
CIPFC19016	GLENDALE OPERATIONS CAMPUS	\$196,200	\$1,200,000	\$10,600,000	\$1,800,000	\$1,900,000	\$1,800,000	\$0	\$17,496,200
CIPFC19037	UNDERGROUND STORAGE TANK REPLACE	\$0	\$0	\$0	\$450,000	\$0	\$0	\$0	\$450,000
CIPFC19038	CITY HALL BUILDING REMODEL	\$0	\$316,700	\$1,572,000	\$2,130,746	\$6,981,438	\$3,919,266	\$0	\$14,920,150
CIPFC19061	ELECTRICAL SYSTEM RENEWAL	\$0	\$0	\$0	\$0	\$0	\$750,000	\$4,978,000	\$5,728,000
CIPFC19062	ELEVATOR SYSTEM RENEWAL	\$0	\$0	\$0	\$0	\$0	\$500,000	\$2,096,000	\$2,596,000
CIPFC19063	FIRE PROTECTION RENEWAL	\$0	\$0	\$0	\$0	\$0	\$550,000	\$2,346,000	\$2,896,000
CIPFC19064	SECURITY CAMERA IMPROVEMENTS	\$250,000	\$1,300,000	\$0	\$0	\$0	\$0	\$0	\$1,550,000
CIPFC19065	PLUMBING SYSTEM RENEWAL	\$0	\$0	\$0	\$0	\$0	\$525,000	\$2,483,760	\$3,008,760



FY22-31 FACILITY MAINTENANCE PROJECTS (2 of 3)

PROJECT #	PROJECT TITLE	CARRYOVER	FY22	FY23	FY24	FY25	FY26	FY27-31	TOTAL
CIPFC19068	ROOFING SYSTEM RENEWAL	\$0	\$83,840	\$607,840	\$644,520	\$1,189,480	\$796,480	\$9,956,000	\$13,278,160
CIPFC19071	HVAC REPAIR/REPLACEMENTS	\$0	\$0	\$0	\$0	\$0	\$750,000	\$12,028,000	\$12,778,000
CIPFC19072	SPACE PLANNING INTERIOR UPDATES	\$0	\$0	\$0	\$0	\$0	\$504,200	\$19,230,800	\$19,735,000
CIPFC19073	BUILDING EXT. SEALING/RENEWAL	\$0	\$0	\$0	\$0	\$0	\$450,000	\$5,816,400	\$6,266,400
CIPFC20023	ADULT CENTER RENOVATION	\$0	\$0	\$0	\$0	\$0	\$125,000	\$1,033,200	\$1,158,200
CIPFC21002	FLEET AIR COMPRESSOR REPLACEMENT	\$32,159	\$0	\$0	\$0	\$0	\$0	\$0	\$32,159
CIPFC21037	CITY HALL 3RD FLOOR HVAC UNIT	\$49,811	\$0	\$0	\$0	\$0	\$0	\$0	\$49,811
CIPFC21048	CITY HALL 2ND FLOOR HVAC UNIT	\$44,221	\$0	\$0	\$0	\$0	\$0	\$0	\$44,221
CIPFC22081	CITY HALL ELEVATOR REPLACEMENT	\$0	\$497,800	\$0	\$0	\$0	\$0	\$0	\$497,800



FY22-31 FACILITY MAINTENANCE PROJECTS (3 of 3)

PROJECT #	PROJECT TITLE	CARRYOVER	FY22	FY23	FY24	FY25	FY26	FY27-31	TOTAL
CIPFC22082	CITY HALL FIRE SYSTEM REPLACEMENT	\$0	\$200,000	\$0	\$0	\$0	\$0	\$0	\$200,000
CIPFC22084	ROOF REPAIR / REPLACEMENTS	\$0	\$382,520	\$0	\$0	\$0	\$0	\$0	\$382,520
CIPFC22086	CITY HALL PARKING GARAGE	\$0	\$1,475,000	\$0	\$0	\$0	\$0	\$0	\$1,475,000
CIPFC22087	GENERAL GOVT. CAPITALPROJECTS	\$0	\$67,996,320	\$0	\$0	\$0	\$0	\$0	\$67,996,320
CIPFC70800	BUILDING MAINTENANCE RESERVE	\$72,937	\$1,416,160	\$2,000,000	\$2,000,000	\$2,000,000	\$2,000,000	\$10,000,000	\$19,489,097
CIPFC70801	CAMELBACK RANCH MAINTENANCE RESERVE	\$0	\$1,673,504	\$1,673,504	\$1,673,504	\$1,673,504	\$1,673,504	\$8,367,520	\$16,735,040
CIPPK70803	CAPITAL REPAIR ARENA	\$153,845	\$1,170,689	\$877,648	\$1,391,121	\$500,000	\$500,000	\$2,500,000	\$7,093,303
TOTAL		\$799,174	\$77,712,533	\$17,330,992	\$10,089,891	\$14,244,422	\$14,843,450	\$80,835,680	\$215,856,142



FY22-31 FINANCE PROJECTS

PROJECT #	PROJECT NAME	FY22	FY23	FY24	FY25	FY26	FY27-31	TOTAL
CIPFN21999	GF PROJECT CONTINGENCY	\$1,459,797						\$1,459,797
TOTAL		\$1,459,797						\$1,459,797



FY22-31 LANDFILL PROJECTS (1 of 3)

PROJECT #	PROJECT TITLE	CARRYOVER	FY22	FY23	FY24	FY25	FY26	FY27-31	TOTAL
CIPLF19019	LANDFILL COMPACTOR REPLACEMENT	\$117,725	\$1,400,000	\$0	\$0	\$0	\$2,100,000	\$1,600,000	\$5,217,725
CIPLF19024	BULLDOZER REPLACEMENTS AND REBUILDS	\$0	\$1,200,000	\$1,550,000	\$0	\$0	\$0	\$1,900,000	\$4,650,000
CIPLF19025	NORTH CELL LINER	\$57,200	\$7,755,200	\$157,200	\$0	\$0	\$3,114,000	\$30,000	\$11,113,600
CIPLF19090	LANDFILL MOTOR GRADER REPLACEMENT	\$0	\$0	\$0	\$0	\$550,000	\$0	\$0	\$550,000
CIPLF19091	LANDFILL SCRAPER EQUIPMENT	\$0	\$0	\$0	\$0	\$1,050,000	\$0	\$0	\$1,050,000
CIPLF20040	SCALE HOUSE PEDESTRIAN LANDING	\$59,322	\$0	\$0	\$0	\$0	\$0	\$0	\$59,322
CIPLF21029	LANDFILL GPS SYSTEM EQUIPMENT	\$225,000	\$0	\$0	\$0	\$65,000	\$0	\$0	\$290,000
CIPLF21030	CLOSED LANDFILLS	\$770,122	\$50,000	\$50,000	\$50,000	\$50,000	\$50,000	\$250,000	\$1,270,122
CIPLF22005	MRF PROCESS LINE IMPROVEMENTS	\$0	\$277,500	\$555,000	\$0	\$0	\$0	\$0	\$832,500



FY22-31 LANDFILL PROJECTS (2 of 3)

PROJECT #	PROJECT TITLE	CARRYOVER	FY22	FY23	FY24	FY25	FY26	FY27-31	TOTAL
CIPLF22006	SITE PAVING AND MARKINGS	\$0	\$0	\$0	\$0	\$229,600	\$0	\$0	\$229,600
CIPLF78503	LANDFILL CLOSURE (SOUTH)	\$445,815	\$126,250	\$505,000	\$126,250	\$151,500	\$151,500	\$454,500	\$1,960,815
CIPLF78505	LF PHASE CONSTRUCTION (NORTH)	\$1,149,010	\$104,800	\$2,514,200	\$2,937,200	\$0	\$101,000	\$4,609,200	\$11,415,410
CIPLF78506	LANDFILL 4x4 REPLACEMENT TRUCKS	\$0	\$39,000	\$0	\$0	\$0	\$411,800	\$150,000	\$600,800
CIPLF78512	FUEL TANKER REPLACEMENT	\$26,752	\$0	\$0	\$0	\$0	\$0	\$262,500	\$289,252
CIPLF78514	SOLID WASTE INSPECTION TRUCKS	\$499	\$65,500	\$33,000	\$0	\$0	\$43,045	\$92,556	\$234,600
CIPLF78522	LANDFILL WATER PULL/TRUCK	\$3,000	\$0	\$0	\$0	\$0	\$0	\$1,563,000	\$1,566,000
CIPLF78528	NORTHERN AVE IMPROVEMENTS (MCDOT)	\$250,322	\$0	\$0	\$0	\$0	\$0	\$0	\$250,322
CIPLF78532	AUXILIARY EQUIPMENT	\$173,712	\$0	\$66,000	\$0	\$0	\$50,000	\$0	\$289,712



FY22-31 LANDFILL PROJECTS (3 of 3)

PROJECT #	PROJECT TITLE	CARRYOVER	FY22	FY23	FY24	FY25	FY26	FY27-31	TOTAL
CIPLF78534	STORMWATER CONTROLS	\$1,079,119	\$291,040	\$301,520	\$312,000	\$312,000	\$883,600	\$1,560,000	\$4,739,279
CIPLF78535	LANDFILL GAS EXTRACTION SYSTEM	\$309,860	\$403,500	\$504,500	\$302,600	\$282,400	\$1,211,000	\$536,770	\$3,550,630
TOTAL		\$4,667,459	\$11,712,790	\$6,236,420	\$3,728,050	\$2,690,500	\$8,115,945	\$13,008,526	\$50,159,690



CHANGES TO LIBRARY PROJECTS

- CIPLB22088 – Yucca District Meeting Space Study (Page 93)
 - New Project
 - \$25k for Meeting Space Needs Study in Yucca District
 - Funded with Library DIF



FY22-31 LIBRARY PROJECTS

PROJECT #	PROJECT TITLE	CARRYOVER	FY22	FY23	FY24	FY25	FY26	FY27-31	TOTAL
CIPLB19045	VELMA TEAGUE LIBRARY RENOVATION	\$0	\$0	\$642,318	\$3,801,805	\$975,341	\$0	\$0	\$5,419,464
CIPLB19046	MAIN LIBRARY RENOVATION	\$0	\$0	\$1,284,888	\$0	\$7,696,479	\$2,116,782	\$61,032	\$11,159,181
CIPLB19066	FOOTHILLS LIBRARY RENOVATION	\$0	\$225,000	\$0	\$366,000	\$0	\$1,384,075	\$5,412,500	\$7,387,575
CIPLB22088	YUCCA DISTRICT MEETING SPACE STUDY	\$0	\$25,000	\$0	\$0	\$0	\$0	\$0	\$25,000
TOTAL		\$0	\$250,000	\$1,927,206	\$4,167,805	\$8,671,820	\$3,500,857	\$5,473,532	\$23,991,220



FY22-31 PARKING LOT PROJECTS

PROJECT #	PROJECT TITLE	CARRYOVER	FY22	FY23	FY24	FY25	FY26	FY27-31	TOTAL
CIPPL19059	RENEW PARKING GARAGES/LOTS	\$0	\$0	\$0	\$0	\$0	\$525,000	\$5,705,560	\$6,230,560
TOTAL		\$0	\$0	\$0	\$0	\$0	\$525,000	\$5,705,560	\$6,230,560



FY22-31 PARKS PROJECTS (1 of 6)

PROJECT #	PROJECT TITLE	CARRYOVER	FY22	FY23	FY24	FY25	FY26	FY27-31	TOTAL
CIPPK19005	PARKS MASTER PLAN UPDATE	\$29,914	\$0	\$0	\$0	\$0	\$0	\$0	\$29,914
CIPPK19008	SAHUARO RANCH PARK IMPROVEMENTS	\$2,005,000	\$0	\$0	\$0	\$0	\$0	\$0	\$2,005,000
CIPPK19032	PARK GROUND AND IRRIGATION	\$127,286	\$0	\$0	\$0	\$0	\$0	\$0	\$127,286
CIPPK19033	PARK LIGHTING	\$98,470	\$0	\$0	\$0	\$0	\$0	\$0	\$98,470
CIPPK19034	PARK INFRASTRUCTURE IMPROVEMENTS	\$0	\$0	\$10,500,000	\$10,500,000	\$10,500,000	\$9,240,000	\$0	\$40,740,000
CIPPK19036	HEROES REGIONAL PARK LAKE	\$1,250,000	\$4,203,361	\$0	\$0	\$0	\$0	\$0	\$5,453,361
CIPPK19077	THUNDERBIRD CONSV. PARK IMPS	\$0	\$1,000,000	\$4,000,000	\$0	\$0	\$0	\$6,629,200	\$11,629,200
CIPPK20031	O'NEIL PARK SPLASH PAD	\$162,945	\$0	\$0	\$0	\$0	\$0	\$0	\$162,945
CIPPK21033	HEROES REGIONAL PARK BUILD OUT	\$0	\$0	\$0	\$0	\$0	\$0	\$46,400,000	\$46,400,000



FY22-31 PARKS PROJECTS (2 of 6)

PROJECT #	PROJECT TITLE	CARRYOVER	FY22	FY23	FY24	FY25	FY26	FY27-31	TOTAL
CIPPK21038	COMMUNITY CENTER UPGRADES	\$4,584,583	\$0	\$0	\$0	\$0	\$0	\$0	\$4,584,583
CIPPK21039	FRAC UPGRADES	\$1,761,395	\$0	\$0	\$0	\$0	\$0	\$0	\$1,761,395
CIPPK21041	ROSE LANE POOL IMPROVEMENTS	\$442,895	\$0	\$0	\$0	\$0	\$0	\$0	\$442,895
CIPPK21042	PARK RESTROOM REPLACEMENT	\$1,200,000	\$0	\$0	\$0	\$0	\$0	\$0	\$1,200,000
CIPPK21043	MURPHY PARK PAINTING	\$60,000	\$0	\$0	\$0	\$0	\$0	\$0	\$60,000
CIPPK21050	SAHUARO RANCH PK ENTRANCE PAINTING	\$57,000	\$0	\$0	\$0	\$0	\$0	\$0	\$57,000
CIPPK22007	ROSE LANE PARK IMPROVEMENTS	\$0	\$970,000	\$0	\$0	\$0	\$0	\$0	\$970,000
CIPPK22008	BONSALL PARK IMPROVEMENTS	\$0	\$428,668	\$0	\$0	\$0	\$0	\$0	\$428,668
CIPPK22009	ACOMA PARK IMPROVEMENTS	\$0	\$429,239	\$0	\$0	\$0	\$0	\$0	\$429,239



FY22-31 PARKS PROJECTS (3 of 6)

PROJECT #	PROJECT TITLE	CARRYOVER	FY22	FY23	FY24	FY25	FY26	FY27-31	TOTAL
CIPPK22010	MONDO PARK IMPROVEMENTS	\$0	\$182,090	\$0	\$0	\$0	\$0	\$0	\$182,090
CIPPK22011	MARY SILVA PARK IMPROVEMENTS	\$0	\$0	\$226,935	\$0	\$0	\$0	\$0	\$226,935
CIPPK22012	HIDDEN MEADOW PARK IMPROVEMENTS	\$0	\$0	\$217,470	\$0	\$0	\$0	\$0	\$217,470
CIPPK22013	HERITAGE PARK IMPROVEMENTS	\$0	\$0	\$160,000	\$0	\$0	\$0	\$0	\$160,000
CIPPK22014	HILLCREST PARK IMPROVEMENTS	\$0	\$0	\$171,710	\$0	\$0	\$0	\$0	\$171,710
CIPPK22015	NEW WORLD PARK IMPROVEMENTS	\$0	\$0	\$0	\$314,143	\$0	\$0	\$0	\$314,143
CIPPK22016	MISSION PARK IMPROVEMENTS	\$0	\$0	\$0	\$119,032	\$125,000	\$0	\$0	\$244,032
CIPPK22017	O'NEIL PARK IMPROVEMENTS	\$0	\$0	\$0	\$141,516	\$0	\$0	\$0	\$141,516
CIPPK22018	MONTARA PARK IMPROVEMENTS	\$0	\$0	\$0	\$449,750	\$0	\$0	\$0	\$449,750



FY22-31 PARKS PROJECTS (4 of 6)

PROJECT #	PROJECT TITLE	CARRYOVER	FY22	FY23	FY24	FY25	FY26	FY27-31	TOTAL
CIPPK22019	CARMEL PARK IMPROVEMENTS	\$0	\$0	\$0	\$431,580	\$0	\$0	\$0	\$431,580
CIPPK22020	DELICAS PARK IMPROVEMENTS	\$0	\$0	\$0	\$0	\$150,000	\$0	\$0	\$150,000
CIPPK22021	LIONS PARK IMPROVEMENTS	\$0	\$0	\$0	\$0	\$171,710	\$0	\$0	\$171,710
CIPPK22022	COUNTRY GABLES PARK IMPROVEMENTS	\$0	\$0	\$0	\$0	\$212,328	\$0	\$0	\$212,328
CIPPK22023	SUNNYSIDE PARK IMPROVEMENTS	\$0	\$0	\$0	\$0	\$347,220	\$0	\$0	\$347,220
CIPPK22024	TARRINGTON RANCH PARK IMPROVEMENTS	\$0	\$0	\$0	\$0	\$238,230	\$0	\$0	\$238,230
CIPPK22025	FOOTHILLS PARK IMPROVEMENTS	\$0	\$0	\$0	\$0	\$841,645	\$0	\$0	\$841,645
CIPPK22026	NORTHERN HORIZON PARK IMPROVEMENTS	\$0	\$0	\$0	\$0	\$0	\$916,520	\$0	\$916,520
CIPPK22027	MYRTLE PARK IMPROVEMENTS	\$0	\$0	\$0	\$0	\$0	\$47,870	\$0	\$47,870



FY22-31 PARKS PROJECTS (5 of 6)

PROJECT #	PROJECT TITLE	CARRYOVER	FY22	FY23	FY24	FY25	FY26	FY27-31	TOTAL
CIPPK22028	CLAVELITO PARK IMPROVEMENTS	\$0	\$0	\$0	\$0	\$0	\$269,260	\$0	\$269,260
CIPPK22029	BUTLER PARK IMPROVEMENTS	\$0	\$0	\$0	\$0	\$0	\$284,940	\$0	\$284,940
CIPPK22030	CHOLLA PARK IMPROVEMENTS	\$0	\$0	\$0	\$0	\$0	\$284,900	\$0	\$284,900
CIPPK22031	SIERRA VERDE PARK IMPROVEMENTS	\$0	\$0	\$0	\$0	\$0	\$252,660	\$0	\$252,660
CIPPK22032	SKUNK CREEK LINEAR TRAIL	\$0	\$0	\$0	\$0	\$1,000,000	\$0	\$0	\$1,000,000
CIPPK22033	GRAND CANAL LINEAR PARK IMPROVEMENT	\$0	\$0	\$1,000,000	\$4,000,000	\$0	\$0	\$0	\$5,000,000
CIPPK22034	THUNDERBIRD PASEO IMPROVEMENTS	\$0	\$0	\$0	\$1,000,000	\$4,125,000	\$0	\$0	\$5,125,000
CIPPK22035	MID-CITY SPLASH PAD	\$0	\$1,364,723	\$0	\$0	\$0	\$0	\$0	\$1,364,723
CIPPK22036	NEW RIVER TRAIL IMPROVEMENTS	\$0	\$0	\$0	\$552,489	\$0	\$0	\$0	\$552,489



FY22-31 PARKS PROJECTS (6 of 6)

PROJECT #	PROJECT TITLE	CARRYOVER	FY22	FY23	FY24	FY25	FY26	FY27-31	TOTAL
CIPPK70546	SAHUARO RANCH PARK MASTER PLAN	\$300,000	\$0	\$0	\$0	\$0	\$0	\$0	\$300,000
CIPPK72808	THUNDERBIRD PARK IMPROVEMENTS	\$320,077	\$0	\$0	\$0	\$0	\$0	\$0	\$320,077
CIPPK73475	CITYWIDE PARK IMPROVEMENTS	\$92,124	\$0	\$0	\$0	\$0	\$0	\$0	\$92,124
CIPPK73576	FOOTHILLS PARK PICKLEBALL COURTS	\$41,131	\$0	\$0	\$0	\$0	\$0	\$0	\$41,131
CIPPK73625	NEW RIVER TRAIL ZONE 2 WEST	\$58,312	\$0	\$0	\$0	\$0	\$0	\$0	\$58,312
CIPPK77516	AMPHITHEATER RENOVATIONS	\$0	\$0	\$0	\$0	\$0	\$2,872,624	\$0	\$2,872,624
TOTAL		\$12,591,132	\$8,578,081	\$16,276,115	\$17,508,510	\$17,711,133	\$14,168,774	\$53,029,200	\$139,862,945



FY22-31 PUBLIC SAFETY PROJECTS

(1 of 3)

PROJECT #	PROJECT TITLE	CARRYOVER	FY22	FY23	FY24	FY25	FY26	FY27-31	TOTAL
CIPPS19029	REPL./REM. FIRE STATION #153	\$0	\$470,000	\$4,720,000	\$0	\$0	\$0	\$0	\$5,190,000
CIPPS19030	NEW POLICE EVIDENCE STORAGE	\$0	\$900,000	\$4,716,000	\$4,716,000	\$0	\$0	\$0	\$10,332,000
CIPPS19041	MAIN PUBLIC SAFETY BLDG REMODEL	\$0	\$0	\$700,000	\$11,590,000	\$5,613,626	\$0	\$0	\$17,903,626
CIPPS19042	FOOTHILLS POLICE STATION REMODEL	\$0	\$362,412	\$0	\$0	\$420,000	\$3,295,748	\$0	\$4,078,160
CIPPS19043	GATEWAY POLICE STATION REMODEL	\$0	\$375,189	\$0	\$430,000	\$4,596,328	\$0	\$0	\$5,401,517
CIPPS19044	RENOVATE FIRE STATION #154	\$0	\$0	\$200,000	\$2,425,000	\$0	\$0	\$0	\$2,625,000
CIPPS19049	FIRE STATION - WESTERN AREA	\$0	\$0	\$0	\$0	\$0	\$0	\$12,662,463	\$12,662,463
CIPPS19050	REPL./REM. FIRE STATION #155	\$0	\$0	\$0	\$470,000	\$4,720,000	\$0	\$0	\$5,190,000
CIPPS19051	RENOVATE FIRE STATION #156	\$0	\$0	\$0	\$0	\$200,000	\$2,425,000	\$0	\$2,625,000



FY22-31 PUBLIC SAFETY PROJECTS

(1 of 3)

PROJECT #	PROJECT TITLE	CARRYOVER	FY22	FY23	FY24	FY25	FY26	FY27-31	TOTAL
CIPPS19052	RENOVATE FIRE STATION #157	\$0	\$0	\$0	\$0	\$0	\$280,000	\$2,545,000	\$2,825,000
CIPPS19053	POLICE STATION -WEST AREA	\$0	\$0	\$0	\$0	\$0	\$0	\$2,095,184	\$2,095,184
CIPPS20033	PUBLIC SAFETY BUILDING REMODELS	\$3,542,069	\$0	\$0	\$0	\$0	\$0	\$0	\$3,542,069
CIPPS22037	UNMANNED AERIAL VEHICLES	\$0	\$179,500	\$0	\$0	\$0	\$0	\$0	\$179,500
CIPPS22038	GROWTH POLICE VEHICLES	\$0	\$196,383	\$0	\$0	\$0	\$0	\$0	\$196,383
CIPPS22080	PUBLIC SAFETY HVAC REPLACEMENTS	\$0	\$335,000	\$0	\$0	\$0	\$0	\$0	\$335,000
CIPPS22083	FS158 FIRE SYSTEM REPLACEMENT	\$0	\$25,000	\$0	\$0	\$0	\$0	\$0	\$25,000
CIPPS22085	PUBLIC SAFETY ROOF REPAIR/REPLACE	\$0	\$398,240	\$0	\$0	\$0	\$0	\$0	\$398,240



FY22-31 PUBLIC SAFETY PROJECTS

(3 of 3)

PROJECT #	PROJECT TITLE	CARRYOVER	FY22	FY23	FY24	FY25	FY26	FY27-31	TOTAL
CIPPS70814	FIRE APPARATUS REPLACEMENT	\$464,000	\$884,000	\$2,499,614	\$2,626,755	\$2,758,093	\$1,905,620	\$9,032,459	\$20,170,541
CIPPS75039	REMODEL FIRE STATION #152	\$72,282	\$0	\$0	\$0	\$0	\$0	\$0	\$72,282
TOTAL		\$4,078,351	\$4,125,724	\$12,835,614	\$22,257,755	\$18,308,047	\$7,906,368	\$26,335,106	\$95,846,965



CHANGES TO SOLID WASTE PROJECTS

VERSION	PROJECT #	PAGE #	PROJECT TITLE	FY22	FY23	FY24	FY25	FY26	FY27-31	TOTAL
Old CIP	CIPSW19026	179	SOLID WASTE SOFTWARE PROCESS IMP.	\$467,388	\$225,000	\$0	\$0	\$0	\$0	\$692,388
New CIP	CIPSW19026	183	SOLID WASTE SOFTWARE PROCESS IMP.	\$367,388	\$225,000	\$0	\$0	\$0	\$0	\$592,388
TOTAL CHANGE				(\$100,000)	\$0	\$0	\$0	\$0	\$0	(\$100,000)

Old CIP	CIPSW78002	182	FRONTLOAD TRUCKS COMMERCIAL	\$432,283	\$401,346	\$411,380	\$413,500	\$868,110	\$2,974,109	\$5,500,728
New CIP	CIPSW78002	186	FRONTLOAD TRUCKS COMMERCIAL	\$383,103	\$401,346	\$411,380	\$413,500	\$868,110	\$2,974,109	\$5,451,548
TOTAL CHANGE				(\$49,180)	\$0	\$0	\$0	\$0	\$0	(\$49,180)

Old CIP	CIPSW78003	183	SIDELOAD TRUCKS RESIDENTIAL	\$2,586,535	\$1,855,070	\$1,140,867	\$1,521,156	\$1,566,042	\$8,376,922	\$17,046,592
New CIP	CIPSW78003	187	SIDELOAD TRUCKS RESIDENTIAL	\$1,288,000	\$1,855,070	\$1,140,867	\$1,521,156	\$1,566,042	\$8,376,922	\$15,748,057
TOTAL CHANGE				(\$1,298,535)	\$0	\$0	\$0	\$0	\$0	(\$1,298,535)

Old CIP	CIPSW78004	184	BULK TRASH EQUIP. RESIDENTIAL	\$814,787	\$1,538,322	\$862,919	\$750,360	\$909,816	\$3,793,932	\$8,670,136
New CIP	CIPSW78004	188	BULK TRASH EQUIP. RESIDENTIAL	\$132,641	\$1,538,322	\$1,284,919	\$750,360	\$909,816	\$3,793,932	\$8,409,990
TOTAL CHANGE				(\$682,146)	\$0	\$422,000	\$0	\$0	\$0	(\$260,146)



FY22-31 SOLID WASTE PROJECTS

PROJECT #	PROJECT TITLE	CARRYOVER	FY22	FY23	FY24	FY25	FY26	FY27-31	TOTAL
CIPSW19026	SOLID WASTE PROCESS IMP. SOFTWARE	\$100,000	\$267,388	\$225,000	\$0	\$0	\$0	\$0	\$592,388
CIPSW19027	REPLACE STREET SWEEPERS	\$17,354	\$0	\$0	\$354,376	\$363,235	\$372,316	\$1,221,196	\$2,328,477
CIPSW78001	REPLACE ROLLOFF TRUCKS - COMMERCIAL	\$932	\$0	\$231,512	\$0	\$0	\$254,663	\$600,368	\$1,087,475
CIPSW78002	FRONTLOAD TRUCKS-COMMERCIAL	\$49,180	\$333,923	\$401,346	\$411,380	\$413,500	\$868,110	\$2,974,109	\$5,451,548
CIPSW78003	SIDELOAD TRUCKS-RESIDENTIAL	\$52,780	\$1,235,220	\$1,855,070	\$1,140,867	\$1,521,156	\$1,566,042	\$8,376,922	\$15,748,057
CIPSW78004	BULK TRASH EQUIP.-RESIDENTIAL	\$132,641	\$0	\$1,538,322	\$1,284,919	\$750,360	\$909,816	\$3,793,932	\$8,409,990
CIPSW78005	REPLACE PICKUPS / SERVICE TRUCKS	\$26,978	\$0	\$35,566	\$101,849	\$0	\$39,043	\$230,831	\$434,267
CIPSW78009	ALLEY GATING	\$7,531	\$100,000	\$100,000	\$100,000	\$0	\$0	\$0	\$307,531
TOTAL		\$387,396	\$1,936,531	\$4,386,816	\$3,393,391	\$3,048,251	\$4,009,990	\$17,197,358	\$34,359,733



CHANGES TO STREETS PROJECTS

VERSION	PROJECT #	PAGE #	PROJECT TITLE	FY22	FY23	FY24	FY25	FY26	FY27-31	Total
Old CIP	CIPST21021	209	67TH AND T-BIRD INTERSECT IMPROV.	\$628,374	\$0	\$2,593,315	\$0	\$0	\$0	\$3,221,689
New CIP	Project Deleted	N/A		\$0	\$0	\$0	\$0	\$0	\$0	\$0
TOTAL CHANGE				(\$628,374)	\$0	(\$2,593,315)	\$0	\$0	\$0	(\$3,221,689)

Old CIP	CIPST21051	214	ST RECON 75 TH AVE GLENDALE TO NORTHERN	\$200,909	\$3,368,078	\$0	\$0	\$0	\$0	\$3,568,987
New CIP	CIPST21051	217	ST RECON 75 TH AVE GLENDALE TO NORTHERN	\$200,909	\$0	\$0	\$3,368,078	\$0	\$0	\$3,568,987
TOTAL CHANGE				\$0	(\$3,368,078)	\$0	\$3,368,078	\$0	\$0	\$0

Old CIP	CIPST21052	215	ST RECON 83 RD AVE GLENDALE TO NORTHERN	\$200,909	\$0	\$0	\$3,368,078	\$0	\$0	\$3,568,987
New CIP	CIPST21052	218	ST RECON 83 RD AVE GLENDALE TO NORTHERN	\$200,909	\$3,368,078	\$0	\$0	\$0	\$0	\$3,568,987
TOTAL CHANGE				\$0	\$3,368,078	\$0	(\$3,368,078)	\$0	\$0	\$0



FY22-31 STREETS PROJECTS (1 of 7)

PROJECT #	PROJECT TITLE	CARRYOVER	FY22	FY23	FY24	FY25	FY26	FY27-31	TOTAL
CIPST19006	PAVEMENT MANAGEMENT	\$2,447,786	\$12,200,000	\$10,506,000	\$10,821,180	\$11,145,815	\$12,231,628	\$66,887,556	\$126,239,965
CIPST19010	BALLPARK BOULEVARD	\$0	\$1,512,206	\$0	\$0	\$0	\$0	\$0	\$1,512,206
CIPST19048	CAPITAL BRIDGE REPAIR PROGRAM	\$508	\$250,000	\$250,000	\$250,000	\$250,000	\$250,000	\$1,250,000	\$2,500,508
CIPST20008	ST RECON CAMELBACK - 101 TO 91ST	\$362,792	\$0	\$0	\$0	\$0	\$0	\$0	\$362,792
CIPST20012	FLASHING YELLOW ARROWS	\$0	\$604,770	\$0	\$0	\$0	\$0	\$0	\$604,770
CIPST20013	VEHICLE REPLACEMENT	\$830,643	\$500,000	\$500,000	\$500,000	\$500,000	\$500,000	\$2,500,000	\$5,830,643
CIPST20014	ST RECON BETHANY HM - 43RD TO 51ST	\$0	\$0	\$100,000	\$2,732,876	\$0	\$0	\$0	\$2,832,876
CIPST20016	ST RECON GLENDALE - 101 TO EL MIRAGE	\$9,949,965	\$9,357,038	\$0	\$0	\$0	\$0	\$0	\$19,307,003
CIPST20021	ST RECON CAMELBACK - 83RD TO 91ST	\$2,896,659	\$1,240,040	\$0	\$0	\$0	\$0	\$0	\$4,136,699



FY22-31 STREETS PROJECTS (2 of 7)

PROJECT #	PROJECT TITLE	CARRYOVER	FY22	FY23	FY24	FY25	FY26	FY27-31	TOTAL
CIPST20022	BIKE PROJECTS (MATCH)	\$260,000	\$0	\$0	\$0	\$130,000	\$130,000	\$650,000	\$1,170,000
CIPST21003	63RD & NORTHERN AVE TRAFFIC SIGNAL	\$476,547	\$0	\$0	\$0	\$0	\$0	\$0	\$476,547
CIPST21004	NORTHERN PARKWAY CABLE BARRIER 1	\$855,365	\$0	\$0	\$0	\$0	\$0	\$0	\$855,365
CIPST21014	75TH AVENUE ASPERA IMPROVEMENTS	\$436,320	\$0	\$0	\$0	\$0	\$0	\$0	\$436,320
CIPST21015	CENTRAL CORE SIDEWALK GAPS	\$0	\$390,582	\$0	\$209,740	\$0	\$0	\$0	\$600,322
CIPST21016	67TH AVENUE BIKE LANES	\$0	\$755,788	\$0	\$466,864	\$0	\$0	\$0	\$1,222,652
CIPST21017	STREET RECON BELL RD - 51ST TO 59TH	\$3,453,821	\$0	\$0	\$0	\$0	\$0	\$0	\$3,453,821
CIPST21018	ST RECON GLENDALE - 101 TO 91ST	\$0	\$2,949,141	\$395,332	\$0	\$0	\$0	\$0	\$3,344,473
CIPST21044	ST RECON CACTUS - 51ST TO 59TH	\$0	\$3,397,999	\$0	\$0	\$0	\$0	\$0	\$3,397,999



FY22-31 STREETS PROJECTS (3 of 7)

PROJECT #	PROJECT TITLE	CARRYOVER	FY22	FY23	FY24	FY25	FY26	FY27-31	TOTAL
CIPST21045	ST RECON CACTUS - 59TH TO 67TH	\$0	\$0	\$0	\$3,038,075	\$0	\$0	\$0	\$3,038,075
CIPST21046	ST RECON 51ST AVE-PEORIA TO CACTUS	\$0	\$0	\$2,923,279	\$0	\$0	\$0	\$0	\$2,923,279
CIPST21047	ST RECON 51ST AVE - OLIVE TO PEORIA	\$0	\$0	\$0	\$3,116,588	\$0	\$0	\$0	\$3,116,588
CIPST21051	ST RECON 75TH-GLENDALE TO NORTHERN	\$909	\$200,000	\$0	\$0	\$3,368,078	\$0	\$0	\$3,568,987
CIPST21052	ST RECON 83RD-GLENDALE TO NORTHERN	\$909	\$200,000	\$3,368,078	\$0	\$0	\$0	\$0	\$3,568,987
CIPST22039	ST RECON 59TH-UNION HILLS-BEARDSLEY	\$0	\$0	\$0	\$0	\$2,737,044	\$0	\$0	\$2,737,044
CIPST22042	ST RECON GREENWAY - 59TH TO 51ST	\$0	\$0	\$62,280	\$0	\$2,826,720	\$0	\$0	\$2,889,000
CIPST22043	ST RECON 67TH - GREENWAY TO BELL	\$0	\$0	\$3,503,381	\$0	\$0	\$0	\$0	\$3,503,381
CIPST22044	ST RECON 67TH DEER VLY-PINNACLE PK	\$0	\$0	\$0	\$0	\$100,000	\$3,604,400	\$0	\$3,704,400



FY22-31 STREETS PROJECTS (4 of 7)

PROJECT #	PROJECT TITLE	CARRYOVER	FY22	FY23	FY24	FY25	FY26	FY27-31	TOTAL
CIPST22045	ST RECON 59TH GLENDALE TO NORTHERN	\$0	\$0	\$0	\$0	\$100,000	\$3,604,400	\$0	\$3,704,400
CIPST22046	ST RECON 83RD - GLENDALE TO BHR	\$0	\$0	\$0	\$0	\$100,000	\$3,400,000	\$0	\$3,500,000
CIPST22047	ST RECON GLENDALE - 43RD TO 51ST	\$0	\$0	\$0	\$0	\$0	\$100,000	\$3,400,000	\$3,500,000
CIPST22048	ST RECON GLENDALE - 67TH TO 75TH	\$0	\$0	\$0	\$0	\$0	\$100,000	\$3,400,000	\$3,500,000
CIPST22049	ST RECON BETHANY HM - 59TH TO 67TH	\$0	\$0	\$0	\$0	\$0	\$100,000	\$3,400,000	\$3,500,000
CIPST22050	ST RECON BETHANY HM - 67TH TO 75TH	\$0	\$0	\$0	\$0	\$0	\$0	\$3,500,000	\$3,500,000
CIPST22051	ST RECON CAMELBACK - 59TH TO 67TH	\$0	\$0	\$0	\$0	\$0	\$0	\$3,500,000	\$3,500,000
CIPST22052	ST RECON CAMELBACK - 67TH TO 75TH	\$0	\$0	\$0	\$0	\$0	\$0	\$3,500,000	\$3,500,000
CIPST22053	ST RECON CAMELBACK - 75TH TO 83RD	\$0	\$0	\$0	\$0	\$0	\$0	\$3,500,000	\$3,500,000



FY22-31 STREETS PROJECTS (5 of 7)

PROJECT #	PROJECT TITLE	CARRYOVER	FY22	FY23	FY24	FY25	FY26	FY27-31	TOTAL
CIPST22054	ST RECON 67TH - PEORIA TO OLIVE	\$0	\$0	\$0	\$0	\$0	\$0	\$3,500,000	\$3,500,000
CIPST22055	ST RECON 67TH - DEER VLLY TO BRDSLY	\$0	\$0	\$0	\$0	\$0	\$0	\$3,500,000	\$3,500,000
CIPST22056	ST RECON 75TH-DEER VLLY TO BEARDSLY	\$0	\$0	\$0	\$0	\$0	\$0	\$3,500,000	\$3,500,000
CIPST22057	ST RECON 59TH - OLIVE TO NORTHERN	\$0	\$0	\$0	\$0	\$0	\$0	\$3,500,000	\$3,500,000
CIPST22058	ST RECON NORTHERN - 43RD TO 51ST	\$0	\$0	\$0	\$0	\$0	\$0	\$3,500,000	\$3,500,000
CIPST22059	ST RECON 59TH - T-BIRD TO CACTUS	\$0	\$0	\$0	\$0	\$0	\$0	\$3,500,000	\$3,500,000
CIPST22060	ST RECON BELL RD - 59TH TO 67TH	\$0	\$0	\$0	\$0	\$0	\$0	\$3,500,000	\$3,500,000
CIPST22061	ST RECON NORTHERN - 51ST TO 59TH	\$0	\$0	\$0	\$0	\$0	\$0	\$3,500,000	\$3,500,000
CIPST22062	PAVEMENT CUT REPAIR	\$0	\$100,000	\$100,000	\$100,000	\$100,000	\$100,000	\$500,000	\$1,000,000



FY22-31 STREETS PROJECTS (6 of 7)

PROJECT #	PROJECT TITLE	CARRYOVER	FY22	FY23	FY24	FY25	FY26	FY27-31	TOTAL
CIPST22063	PEDESTRIAN LED CONVERSION	\$0	\$2,000,000	\$0	\$0	\$0	\$0	\$0	\$2,000,000
CIPST22064	TRANSPORTATION SAFETY PROGRAM	\$0	\$400,000	\$400,000	\$400,000	\$400,000	\$400,000	\$2,000,000	\$4,000,000
CIPST22065	SCALLOP STREET PROGRAM	\$0	\$0	\$0	\$200,000	\$1,700,000	\$1,700,000	\$8,500,000	\$12,100,000
CIPST22066	89TH AVE - OCOTILLO TO GLENDALE	\$0	\$311,400	\$1,038,000	\$0	\$0	\$0	\$0	\$1,349,400
CIPST22067	57TH AND GREENWAY INTERSECT IMPROV.	\$0	\$200,000	\$0	\$0	\$0	\$0	\$0	\$200,000
CIPST22068	59TH AND NORTHERN INTERSECT IMPROV.	\$0	\$155,700	\$830,400	\$0	\$0	\$0	\$0	\$986,100
CIPST65005	ITS UPGRADES	\$662,830	\$190,000	\$190,000	\$190,000	\$190,000	\$190,000	\$950,000	\$2,562,830
CIPST65006	BUS PULLOUTS	\$0	\$150,000	\$300,000	\$300,000	\$300,000	\$300,000	\$1,500,000	\$2,850,000
CIPST65016	NORTHERN PARKWAY	\$39,378	\$670,000	\$670,000	\$670,000	\$670,000	\$670,000	\$0	\$3,389,378



FY22-31 STREETS PROJECTS (7 of 7)

PROJECT #	PROJECT TITLE	CARRYOVER	FY22	FY23	FY24	FY25	FY26	FY27-31	TOTAL
CIPST65063	NEW RIVER - MULTI-USE PATHWAY	\$618,170	\$0	\$0	\$0	\$0	\$0	\$0	\$618,170
CIPST65101	SIDEWALK AND CURB IMPROVEMENTS	\$85,000	\$0	\$0	\$0	\$0	\$0	\$0	\$85,000
CIPST67930	CARDINALS WAY, 83RD TO 91ST AVENUES	\$555,144	\$0	\$0	\$0	\$0	\$0	\$0	\$555,144
CIPST68125	STREET RECONSTRUCTION PROGRAM	\$320,908	\$0	\$0	\$0	\$0	\$0	\$0	\$320,908
CIPST68918	INFILL LIGHTING PROGRAM	\$944,956	\$150,000	\$150,000	\$150,000	\$150,000	\$150,000	\$750,000	\$2,444,956
CIPST68922	STREETLIGHT POLE PROGRAM	\$86,008	\$75,000	\$75,000	\$75,000	\$75,000	\$75,000	\$375,000	\$836,008
TOTAL		\$25,284,619	\$37,959,664	\$25,361,750	\$23,220,323	\$24,842,657	\$27,605,428	\$138,062,556	\$302,336,997



FY22-31 TRANSIT PROJECTS

PROJECT #	PROJECT TITLE	CARRYOVER	FY22	FY23	FY24	FY25	FY26	FY27-31	TOTAL
CIPTR20007	BUS STOP ACCESS ENHANCEMENTS (MAG)	\$58,676	\$0	\$0	\$0	\$0	\$0	\$0	\$58,676
CIPTR21013	NORTH GLENDALE PARK & RIDE PROJECT	\$1,109,743	\$0	\$0	\$0	\$0	\$0	\$0	\$1,109,743
CIPTR22069	BUS STOP ENHANCEMENTS	\$0	\$100,000	\$200,000	\$200,000	\$200,000	\$200,000	\$1,000,000	\$1,900,000
CIPTR65022	TRANSP. PROG. ENGR. CONSULTANT	\$0	\$270,000	\$270,000	\$275,000	\$275,000	\$280,000	\$1,420,000	\$2,790,000
TOTAL		\$1,168,419	\$370,000	\$470,000	\$475,000	\$475,000	\$480,000	\$2,420,000	\$5,858,419



FY22-31 WASTEWATER PROJECTS (1 of 3)

PROJECT #	PROJECT TITLE	CARRYOVER	FY22	FY23	FY24	FY25	FY26	FY27-31	TOTAL
CIPWW19086	SEWER LINE - GLENDALE AT 91ST AVE	\$479,429	\$1,250,000	\$0	\$0	\$0	\$3,250,000	\$0	\$4,979,429
CIPWW19087	ARROWHEAD SEWER LINES - PHASE 2	\$0	\$0	\$0	\$0	\$900,000	\$3,800,000	\$1,000,000	\$5,700,000
CIPWW19088	ARROWHEAD SEWER LINES - PHASE 3	\$0	\$0	\$0	\$0	\$0	\$2,650,000	\$3,050,000	\$5,700,000
CIPWW20030	LUKE AFB WASTEWATER CONNECTION	\$1,221,662	\$2,706,000	\$0	\$0	\$0	\$0	\$0	\$3,927,662
CIPWW21026	WEST AREA WRF IMPROVEMENTS 2026	\$0	\$0	\$0	\$0	\$0	\$1,800,000	\$10,200,000	\$12,000,000
CIPWW21027	ARROWHEAD WRF IMPROVEMENTS 2025	\$0	\$0	\$0	\$0	\$2,200,000	\$2,000,000	\$8,000,000	\$12,200,000
CIPWW21028	UNDERGROUND STORAGE FACILITY PERMIT	\$0	\$100,000	\$100,000	\$0	\$0	\$0	\$0	\$200,000
CIPWW22076	SEWER LINE - REHAB PROGRAM	\$0	\$520,000	\$2,300,000	\$3,350,000	\$4,920,000	\$1,050,000	\$10,490,000	\$22,630,000
CIPWW22077	LIFT STATION REHAB PROGRAM	\$0	\$0	\$0	\$1,100,000	\$0	\$0	\$1,400,000	\$2,500,000



FY22-31 WASTEWATER PROJECTS (2 of 3)

PROJECT #	PROJECT TITLE	CARRYOVER	FY22	FY23	FY24	FY25	FY26	FY27-31	TOTAL
CIPWW22078	SEWER LINE EXTENSION	\$0	\$320,000	\$160,000	\$160,000	\$160,000	\$160,000	\$480,000	\$1,440,000
CIPWW60007	ARROWHEAD WRF IMPROVEMENTS 2017	\$319,657	\$0	\$0	\$0	\$0	\$0	\$0	\$319,657
CIPWW60016	WEST AREA WRF IMPROVEMENTS 2017	\$359,695	\$10,900,000	\$10,000,000	\$6,105,000	\$0	\$0	\$0	\$27,364,695
CIPWW63003	99TH AVE INTERCEPTOR LINE	\$543,400	\$100,000	\$481,000	\$71,000	\$3,291,000	\$0	\$1,310,000	\$5,796,400
CIPWW63006	ARROWHEAD SEWER LINES - PHASE 1	\$10,850	\$1,392,000	\$2,600,000	\$0	\$0	\$0	\$0	\$4,002,850
CIPWW63010	91ST AVENUE WWTP IMPROVEMENTS	\$1,054	\$4,090,000	\$3,050,000	\$3,110,000	\$3,410,000	\$3,350,000	\$15,000,000	\$32,011,054
CIPWW63016	SEWER LINE - PHASE V	\$769,504	\$2,470,000	\$300,000	\$0	\$0	\$0	\$0	\$3,539,504
CIPWW63024	SEWER MANHOLE REHAB PROGRAM	\$150,000	\$500,000	\$470,000	\$480,000	\$480,000	\$480,000	\$2,500,000	\$5,060,000
CIPWW63030	LIFT STATION REHAB- 67TH AVE & ACDC	\$188,922	\$2,635,000	\$100,000	\$0	\$0	\$0	\$0	\$2,923,922



FY22-31 WASTEWATER PROJECTS (3 of 3)

PROJECT #	PROJECT TITLE	CARRYOVER	FY22	FY23	FY24	FY25	FY26	FY27-31	TOTAL
CIPWW63031	WASTEWATER CAPITAL EQUIPMENT	\$47,098	\$250,000	\$250,000	\$250,000	\$250,000	\$250,000	\$1,250,000	\$2,547,098
CIPWW63032	WASTEWATER COLLECTION IMPROVEMENTS	\$52,678	\$500,000	\$300,000	\$300,000	\$300,000	\$300,000	\$0	\$1,752,678
TOTAL		\$4,143,948	\$27,733,000	\$20,111,000	\$14,926,000	\$15,911,000	\$19,090,000	\$54,680,000	\$156,594,948



FY22-31 WATER PROJECTS (1 of 4)

PROJECT #	PROJECT TITLE	CARRYOVER	FY22	FY23	FY24	FY25	FY26	FY27-31	TOTAL
CIPWA19018	WHITE MTN APACHE WATER RIGHTS	\$0	\$0	\$0	\$3,500,000	\$875,000	\$875,000	\$1,750,000	\$7,000,000
CIPWA19020	SCADA REPLACEMENT STUDY	\$0	\$200,000	\$500,000	\$800,000	\$0	\$0	\$0	\$1,500,000
CIPWA19021	STORAGE & RECOVERY WELLS REHAB	\$0	\$500,000	\$400,000	\$400,000	\$400,000	\$400,000	\$2,000,000	\$4,100,000
CIPWA19022	WATER SUPPLY REDUNDANCY	\$32,607	\$2,620,000	\$2,625,000	\$4,582,000	\$4,915,000	\$3,140,000	\$14,130,000	\$32,044,607
CIPWA21022	OASIS WTP - 2021 IMPROVEMENTS	\$220,201	\$830,000	\$750,000	\$550,000	\$3,220,000	\$1,100,000	\$16,000,000	\$22,670,201
CIPWA21023	PYRAMID PEAK - 2022 IMPROVEMENTS	\$0	\$300,000	\$2,080,000	\$0	\$2,080,000	\$2,500,000	\$16,100,000	\$23,060,000
CIPWA21024	CHOLLA WTP - 2023 IMPROVEMENTS	\$0	\$0	\$780,000	\$3,280,000	\$2,500,000	\$4,000,000	\$19,600,000	\$30,160,000
CIPWA21025	WATER LINE - PACK 2 REHAB	\$0	\$645,000	\$2,100,000	\$1,050,000	\$0	\$0	\$0	\$3,795,000
CIPWA21031	ASSURED WATER SUPPLY OBLIGATION	\$0	\$300,000	\$0	\$0	\$0	\$0	\$0	\$300,000



FY22-31 WATER PROJECTS (2 of 4)

PROJECT #	PROJECT TITLE	CARRYOVER	FY22	FY23	FY24	FY25	FY26	FY27-31	TOTAL
CIPWA21032	67TH AVE TRANS LINE IMPROVEMENTS	\$50,000	\$1,057,000	\$0	\$0	\$0	\$0	\$0	\$1,107,000
CIPWA22070	WATER VALVE REPLACEMENT - ARP	\$0	\$436,000	\$908,000	\$547,000	\$0	\$0	\$0	\$1,891,000
CIPWA22071	WATER LINE 59TH - GLENN TO NORTHERN	\$0	\$0	\$694,000	\$1,750,000	\$0	\$0	\$0	\$2,444,000
CIPWA22072	WATER LINE - CAMELBACK 51ST TO 59TH	\$0	\$0	\$0	\$0	\$0	\$0	\$5,000,000	\$5,000,000
CIPWA22074	DATA MANAGEMENT	\$0	\$200,000	\$0	\$0	\$0	\$0	\$0	\$200,000
CIPWA22075	WATER LINE EXTENSION	\$0	\$0	\$500,000	\$0	\$150,000	\$150,000	\$700,000	\$1,500,000
CIPWA22079	WATER LINE BETHANY HM 43RD TO 51ST	\$0	\$470,000	\$2,685,000	\$1,645,000	\$0	\$0	\$0	\$4,800,000
CIPWA60015	ASSET MANGEMENT PROGRAM	\$28,995	\$100,000	\$0	\$0	\$0	\$0	\$0	\$128,995
CIPWA60017	INTEGRATED WATER MASTER PLAN	\$10,638	\$300,000	\$0	\$0	\$0	\$0	\$0	\$310,638



FY22-31 WATER PROJECTS (3 of 4)

PROJECT #	PROJECT TITLE	CARRYOVER	FY22	FY23	FY24	FY25	FY26	FY27-31	TOTAL
CIPWA60018	LABORATORY EQUIPMENT REPLACEMENT	\$27,767	\$200,000	\$180,000	\$100,000	\$0	\$0	\$0	\$507,767
CIPWA60019	VEHICLE REPLACEMENT	\$87,077	\$800,000	\$750,000	\$750,000	\$1,000,000	\$1,000,000	\$4,000,000	\$8,387,077
CIPWA61001	LARGE WATER VALVE REPLACEMENT PRGM	\$751	\$798,000	\$798,000	\$798,000	\$798,000	\$798,000	\$4,088,000	\$8,078,751
CIPWA61013	WATER LINE REHABILITATION PROGRAM	\$93,826	\$400,000	\$2,096,000	\$2,096,000	\$2,096,000	\$2,096,000	\$10,480,000	\$19,357,826
CIPWA61023	WATER SYSTEM SECURITY	\$29,500	\$150,000	\$150,000	\$150,000	\$150,000	\$150,000	\$350,000	\$1,129,500
CIPWA61024	CHOLLA WTP - 2014 IMPROVEMENTS	\$3,138,522	\$4,600,000	\$0	\$0	\$0	\$0	\$0	\$7,738,522
CIPWA61043	PYRAMID PEAK - 2017 IMPROVEMENTS	\$90,795	\$8,000,000	\$0	\$0	\$0	\$0	\$0	\$8,090,795
CIPWA61045	THUNDERBIRD RESERVOIR	\$0	\$0	\$300,000	\$775,000	\$1,700,000	\$0	\$0	\$2,775,000
CIPWA61047	METER VAULT REPLACEMENT PROGRAM	\$355,370	\$978,000	\$736,000	\$736,000	\$736,000	\$313,000	\$0	\$3,854,370



FY22-31 WATER PROJECTS (4 of 4)

PROJECT #	PROJECT TITLE	CARRYOVER	FY22	FY23	FY24	FY25	FY26	FY27-31	TOTAL
CIPWA61048	GROUNDWATER WELL REHAB PROGRAM	\$232,826	\$1,150,000	\$1,370,000	\$1,270,000	\$500,000	\$500,000	\$4,000,000	\$9,022,826
CIPWA61049	DISTRIBUTION SYSTEM IMPROV ZONE 2&3	\$9,026	\$210,000	\$1,260,000	\$1,050,000	\$0	\$0	\$0	\$2,529,026
CIPWA61051	ACCRUE LONG-TERM WATER CREDITS	\$314,714	\$300,000	\$300,000	\$500,000	\$0	\$0	\$0	\$1,414,714
CIPWA61054	DISTRIBUTION SYSTEM IMPROV PROGRAM	\$561,517	\$600,000	\$500,000	\$500,000	\$500,000	\$500,000	\$0	\$3,161,517
CIPWA61055	OASIS WTP - 2017 IMPROVEMENTS	\$364,198	\$263,000	\$0	\$0	\$0	\$0	\$0	\$627,198
CIPWA61058	PYRAMID PEAK WTP EXPANSION	\$398,909	\$16,864,000	\$0	\$0	\$0	\$0	\$0	\$17,262,909
CIPWA61061	WATER CAPITAL EQUIPMENT REPLACEMENT	\$125,557	\$500,000	\$500,000	\$500,000	\$500,000	\$500,000	\$0	\$2,625,557
CIPWA61062	TRANSMISSION LINE & VALVE ASSESSMNT	\$18,105	\$325,000	\$0	\$0	\$0	\$0	\$0	\$343,105
TOTAL		\$6,190,902	\$44,096,000	\$22,962,000	\$27,329,000	\$22,120,000	\$18,022,000	\$98,198,000	\$238,917,902



DRAFT CIP RECAP

- 5th Council Workshop on Capital Improvement Plan
- Incorporated Council requested additions and changes
- Included placeholder funding for one-time revenue funded projects
- Council Consensus – 10-Year CIP



QUESTIONS?



Budget Calendar

Item	Date
Budget Overview / Revenues / Five-Year Financial Forecasts	January 12, 2021
CIP Council Workshop #1 – G. O. Bond Funded CIP Projects (Streets, Flood Control, Libraries, Public Safety)	February 2, 2021
CIP Council Workshop #2 – G. O. Bond Funded CIP (Parks, Cultural Facilities, Open Space, General Government)	February 16, 2021
CIP Council Workshop #3 – Pay-As-You-Go, Transportation Sales Tax, HURF, DIF, and Grant Funded CIP Projects	March 2, 2021
CIP Council Workshop #4 – Enterprise Funded CIP Projects (Landfill, Solid Waste, Water, Wastewater)	March 16, 2021
CIP Council Workshop #5 – Follow Up Items, DRAFT CIP	March 30, 2021
Materials for All Day Budget Workshops	March 29, 2021
<i>Council Workshop (All Day) – FY22 Operating Budget (City Court, Engineering, Budget & Finance, Non-Departmental, Transportation, City Manager’s Office, Code Compliance, Field Operations, City Clerk, HR, IT, and Community Services)</i>	<i>April 6, 2021</i>
Council Workshop (All Day) – FY22 Operating Budget (City Attorney, PD, Development Svcs, Econ Dev, PFRSE, Mayor & Council Offices, Fire, Organizational Performance, Audit, Water Services, and Public Affairs)	April 8, 2021
Updated DRAFT CIP Binder to Council	April 12, 2021
Final Budget Workshop – Tentative Draft Budget & 10-Year CIP Program	April 20, 2021
Voting Meeting – Tentative Budget Adoption	May 11, 2021
Voting Meeting – Final Budget Adoption / Property Tax Levy	June 8, 2021
Voting Meeting – Property Tax Adoption	June 22, 2021